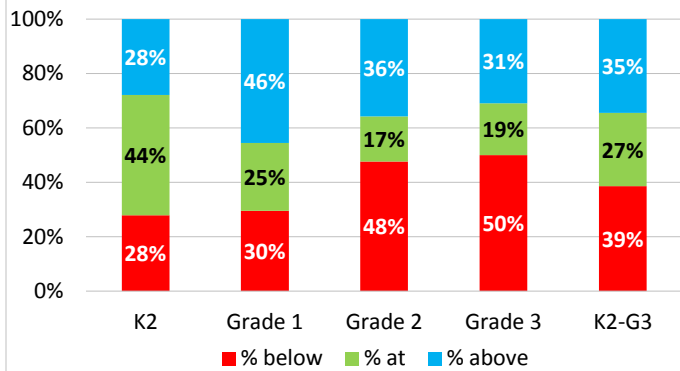


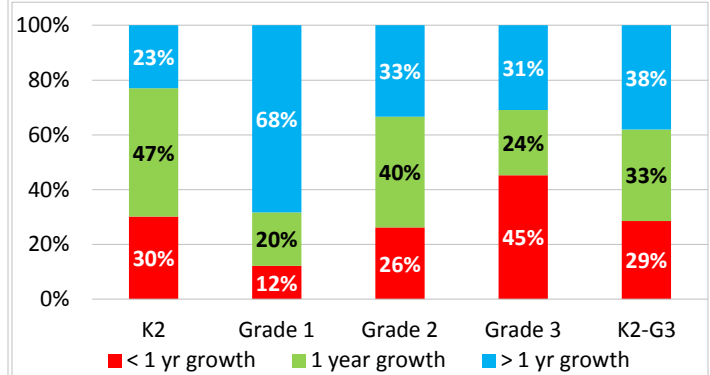
Dudley Street School SY2014-2015 Outcomes



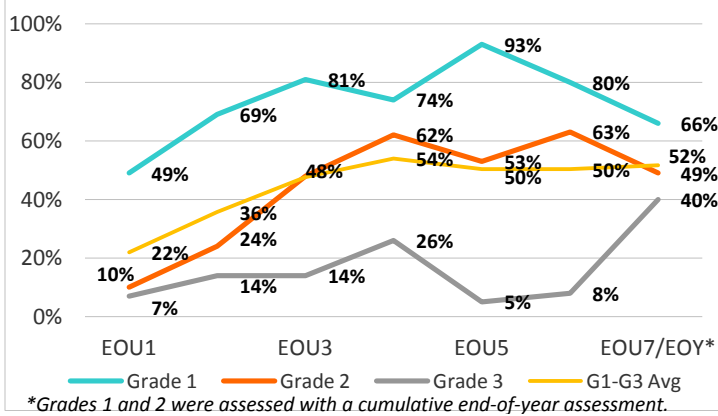
END-OF-YEAR READING STATUS



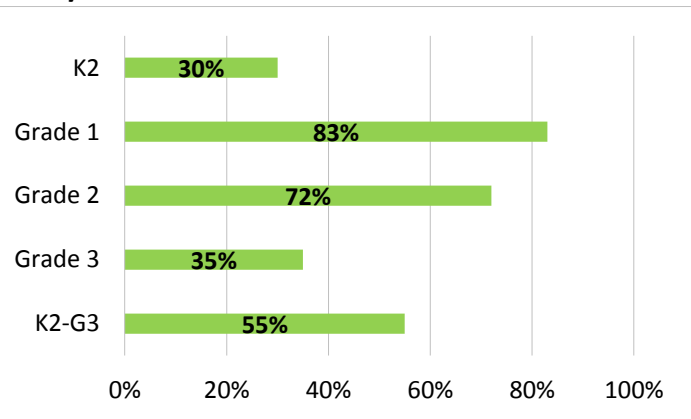
SEPT. TO JUNE READING GROWTH



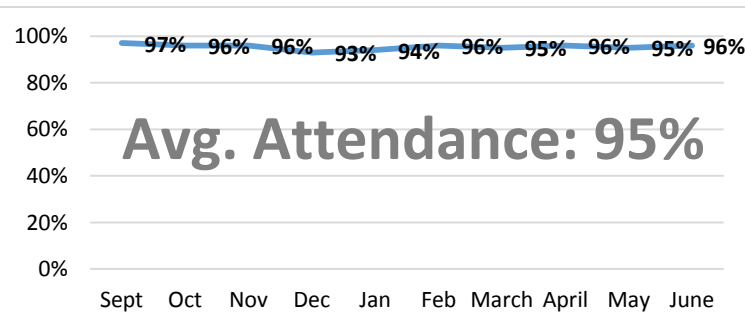
% PROFICIENT END-OF-UNIT MATH ASSESSMENTS



% AT/ABOVE GRADE LEVEL IN WRITING



MONTHLY ATTENDANCE



DEMOGRAPHIC DATA

% Special Education	11%
% English Language Learners	24%
% Homeless at some point this year	11%
% Black or Latino	99%
% Low Income	85%
% Residing in Dudley neighborhood	50%
Total Enrollment	224

DISCIPLINARY DATA

# of In-School Suspensions	5
# of Out-of-School Suspensions	23
# of Students Suspended (In or Out of School)	18

FAMILY SATISFACTION & ENGAGEMENT

31 students left DSNCS between June 2014 and June 2015, with two-thirds (20) leaving in summer or the first month of school.

95% of students remained in DSNCS between Oct and June; this is higher than the state charter school avg.

1,102 students were in the lottery for the SY15-16 school year.

100% of families attended at least one family conference this year.

100% of families reported that DSNCS is a good place to learn.

97% of families reported being satisfied with the academic progress of their children.

95% of families would recommend DSNCS to other families.

