

2014



A NOTE FROM OUR EXECUTIVE DIRECTOR

Thank you for all of your support in 2014! It is truly amazing what a group of dedicated stakeholders sharing a common mission can achieve. Boston Harbor is this city's greatest natural resource and all too often out of reach for the local community. Over 1,000 city youth experienced firsthand the power of inclusive education and empowerment through three seasons of sailing and science programs on their local waters at Piers Park Sailing Center. These are opportunities which local youth would never otherwise receive. We are in the process of completing a 2015-2019 Strategic Plan and are poised to grow in the rapidly changing East Boston waterfront. Thank you again for your support, and we hope to see you out on the water in 2015!

Sincerely,




Robert H. Martin, Jr.
Executive Director



OUR MISSION

Located on the waterfront in East Boston, Massachusetts, the Piers Park Sailing Center is a community sailing center dedicated to providing recreational, educational and personal growth opportunities for people of all ages and abilities through sailing in and around Boston Harbor. Our outreach program affects the lives of hundreds of at-risk youth, provides empowerment through our fully accessible sailing facilities for people living with disabilities and acts as a center for waterfront activities for our entire community.

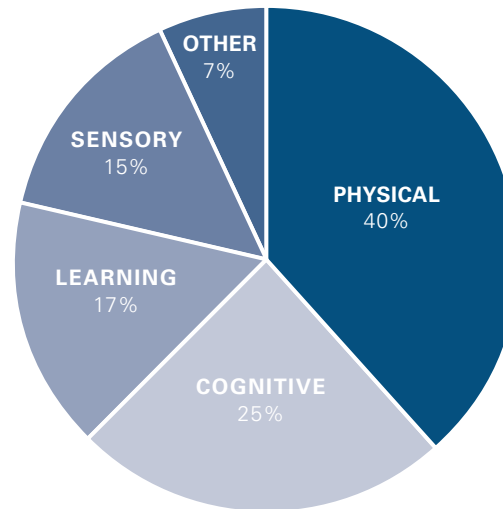
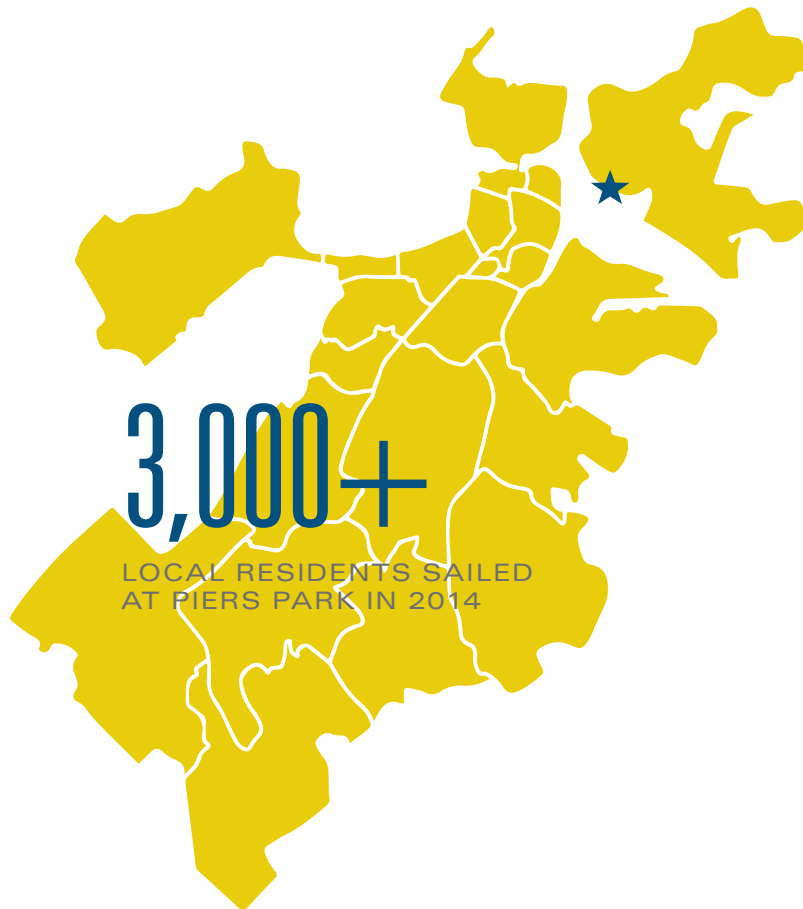


1,051

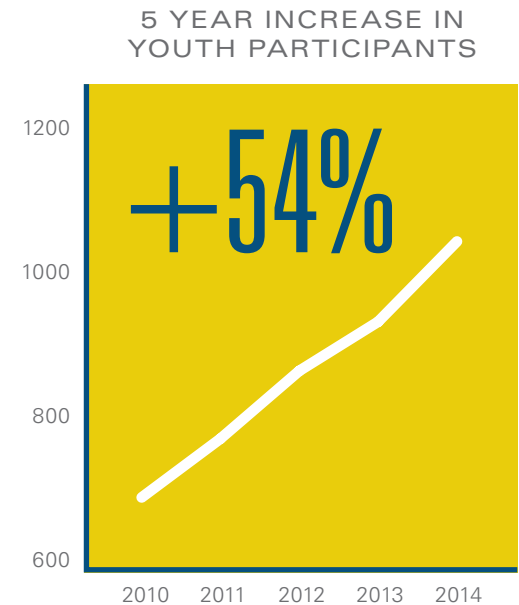
BOSTON YOUTH SERVED

229

YOUTH LIVING WITH DISABILITIES SERVED AMONGST THEIR SAME AGE PEERS



TYPES OF YOUTH DISABILITIES SERVED



PROFIT & LOSS STATEMENT

REVENUE	
Grant Funding	\$218,254
Program Income	101,761
Direct Public Support	23,031
Special Events Income	9,667
Total Cash Revenue	\$352,713
Total In Kind Revenue	\$66,121
Total Revenue	\$418,834
EXPENSES	
Payroll Expenses	\$241,366
Insurance	31,984
Program Expenses	22,688
Facilities and Equipment	22,707
Professional Fees	14,364
Telecommunications	4,338
Marketing & Promotion	2,928
Miscellaneous Expenses	7,417
Subtotal Cash Expenses	\$347,792
Subtotal In Kind Expenses	\$66,121
Total Expenses	\$413,913
NET SURPLUS	\$4,921

As of October 31, 2014

