

**Return of Organization Exempt From Income Tax**  
Under section 501(c), 527, or 4947(a)(1) of the Internal Revenue Code (except private foundations)  
Do not enter social security numbers on this form as it may be made public.  
Information about Form 990 and its instructions is at www.irs.gov/form990.

**A For the 2015 calendar year, or tax year beginning** , and ending

**B** Check if applicable:  
 Address change  
 Name change  
 Initial return  
 Final return/terminated  
 Amended return  
 Application pending

**C** Name of organization  
**Center for Coastal Studies, Inc.**

**D** Employer identification number  
**04-2609788**

Doing business as  
**115 Bradford Street**

**E** Telephone number  
**508-487-3622**

Number and street (or P.O. box if mail is not delivered to street address) Room/suite  
**115 Bradford Street**

City or town, state or province, country, and ZIP or foreign postal code  
**Provincetown MA 02657**

**G** Gross receipts \$ **4,297,576**

**F** Name and address of principal officer:  
**Richard Delaney**  
**115 Bradford Street**  
**Provincetown MA 02657**

**H(a)** Is this a group return for subordinates?  Yes  No  
**H(b)** Are all subordinates included?  Yes  No  
 If "No," attach a list. (see instructions)

**I** Tax-exempt status:  501(c)(3)  501(c) ( ) (insert no.)  4947(a)(1) or  527

**J** Website: **www.coastalstudies.org**

**H(c)** Group exemption number ▶

**K** Form of organization:  Corporation  Trust  Association  Other ▶

**L** Year of formation: **1977**

**M** State of legal domicile: **MA**

**Part I Summary**

**1** Briefly describe the organization's mission or most significant activities:  
**Marine research, conservation, rescue and behavior and habitat ecology.**

**2** Check this box  if the organization discontinued its operations or disposed of more than 25% of its net assets.

<b>3</b> Number of voting members of the governing body (Part VI, line 1a)	<b>24</b>
<b>4</b> Number of independent voting members of the governing body (Part VI, line 1b)	<b>24</b>
<b>5</b> Total number of individuals employed in calendar year 2015 (Part V, line 2a)	<b>35</b>
<b>6</b> Total number of volunteers (estimate if necessary)	<b>0</b>
<b>7a</b> Total unrelated business revenue from Part VIII, column (C), line 12	<b>0</b>
<b>7b</b> Net unrelated business taxable income from Form 990-T, line 34	<b>0</b>

	Prior Year	Current Year
<b>8</b> Contributions and grants (Part VIII, line 1h)	<b>2,838,513</b>	<b>3,004,259</b>
<b>9</b> Program service revenue (Part VIII, line 2g)	<b>34,247</b>	<b>77,940</b>
<b>10</b> Investment income (Part VIII, column (A), lines 3, 4, and 7d)	<b>27,541</b>	<b>505,430</b>
<b>11</b> Other revenue (Part VIII, column (A), lines 5, 6d, 8c, 9c, 10c, and 11e)	<b>34,958</b>	<b>90,874</b>
<b>12</b> Total revenue - add lines 8 through 11 (must equal Part VIII, column (A), line 12)	<b>2,935,259</b>	<b>3,678,503</b>
<b>13</b> Grants and similar amounts paid (Part IX, column (A), lines 1-3)		<b>0</b>
<b>14</b> Benefits paid to or for members (Part IX, column (A), line 4)		<b>0</b>
<b>15</b> Salaries, other compensation, employee benefits (Part IX, column (A), lines 5-10)	<b>1,614,020</b>	<b>1,922,575</b>
<b>16a</b> Professional fundraising fees (Part IX, column (A), line 11e)		<b>0</b>
<b>b</b> Total fundraising expenses (Part IX, column (D), line 25) ▶ <b>90,742</b>		
<b>17</b> Other expenses (Part IX, column (A), lines 11a-11d, 11f-24e)	<b>1,187,126</b>	<b>1,282,376</b>
<b>18</b> Total expenses. Add lines 13-17 (must equal Part IX, column (A), line 25)	<b>2,801,146</b>	<b>3,204,951</b>
<b>19</b> Revenue less expenses. Subtract line 18 from line 12	<b>134,113</b>	<b>473,552</b>

	Beginning of Current Year	End of Year
<b>20</b> Total assets (Part X, line 16)	<b>4,019,924</b>	<b>4,112,148</b>
<b>21</b> Total liabilities (Part X, line 26)	<b>479,997</b>	<b>100,790</b>
<b>22</b> Net assets or fund balances. Subtract line 21 from line 20	<b>3,539,927</b>	<b>4,011,358</b>

**Part II Signature Block**

Under penalties of perjury, I declare that I have examined this return, including accompanying schedules and statements, and to the best of my knowledge and belief, it is true, correct, and complete. Declaration of preparer (other than officer) is based on all information of which preparer has any knowledge.

**Sign Here**

Signature of officer: **Richard Delaney** Date: \_\_\_\_\_  
 Type or print name and title: **President & CEO**

**Paid Preparer Use Only**

Print/Type preparer's name: **Michael J Walsh, CPA** Preparer's signature: **Michael J Walsh, CPA** Date: **05/19/16** Check  if self-employed PTIN: **P00239736**

Firm's name: **Sanders, Walsh & Eaton, LLP** Firm's EIN: **04-3128198**  
 Firm's address: **PO Box 1427 W. Chatham, MA 02669** Phone no.: **508-945-0031**

**Part III Statement of Program Service Accomplishments**

Check if Schedule O contains a response or note to any line in this Part III

**1** Briefly describe the organization's mission:

**Marine research, conservation, rescue and behavior and habitat ecology.**

**2** Did the organization undertake any significant program services during the year which were not listed on the prior Form 990 or 990-EZ?  Yes  No

If "Yes," describe these new services on Schedule O.

**3** Did the organization cease conducting, or make significant changes in how it conducts, any program services?  Yes  No

If "Yes," describe these changes on Schedule O.

**4** Describe the organization's program service accomplishments for each of its three largest program services, as measured by expenses. Section 501(c)(3) and 501(c)(4) organizations are required to report the amount of grants and allocations to others, the total expenses, and revenue, if any, for each program service reported.

**4a** (Code: ) (Expenses \$ **2,519,392** including grants of \$ ) (Revenue \$ )

**Education, conservation, disentanglement and rescue behavior and habitat ecology, population biology**

**4b** (Code: ) (Expenses \$ including grants of \$ ) (Revenue \$ )

**4c** (Code: ) (Expenses \$ including grants of \$ ) (Revenue \$ )

**4d** Other program services (Describe in Schedule O.)

(Expenses \$ including grants of \$ ) (Revenue \$ )

**4e** Total program service expenses **2,519,392**

**Part IV Checklist of Required Schedules**

		Yes	No
1	Is the organization described in section 501(c)(3) or 4947(a)(1) (other than a private foundation)? If "Yes," complete Schedule A	X	
2	Is the organization required to complete Schedule B, Schedule of Contributors (see instructions)?	X	
3	Did the organization engage in direct or indirect political campaign activities on behalf of or in opposition to candidates for public office? If "Yes," complete Schedule C, Part I		X
4	<b>Section 501(c)(3) organizations.</b> Did the organization engage in lobbying activities, or have a section 501(h) election in effect during the tax year? If "Yes," complete Schedule C, Part II		X
5	Is the organization a section 501(c)(4), 501(c)(5), or 501(c)(6) organization that receives membership dues, assessments, or similar amounts as defined in Revenue Procedure 98-19? If "Yes," complete Schedule C, Part III		X
6	Did the organization maintain any donor advised funds or any similar funds or accounts for which donors have the right to provide advice on the distribution or investment of amounts in such funds or accounts? If "Yes," complete Schedule D, Part I		X
7	Did the organization receive or hold a conservation easement, including easements to preserve open space, the environment, historic land areas, or historic structures? If "Yes," complete Schedule D, Part II		X
8	Did the organization maintain collections of works of art, historical treasures, or other similar assets? If "Yes," complete Schedule D, Part III		X
9	Did the organization report an amount in Part X, line 21, for escrow or custodial account liability, serve as a custodian for amounts not listed in Part X; or provide credit counseling, debt management, credit repair, or debt negotiation services? If "Yes," complete Schedule D, Part IV		X
10	Did the organization, directly or through a related organization, hold assets in temporarily restricted endowments, permanent endowments, or quasi-endowments? If "Yes," complete Schedule D, Part V	X	
11	If the organization's answer to any of the following questions is "Yes," then complete Schedule D, Parts VI, VII, VIII, IX, or X as applicable.		
a	Did the organization report an amount for land, buildings, and equipment in Part X, line 10? If "Yes," complete Schedule D, Part VI	X	
b	Did the organization report an amount for investments—other securities in Part X, line 12 that is 5% or more of its total assets reported in Part X, line 16? If "Yes," complete Schedule D, Part VII		X
c	Did the organization report an amount for investments—program related in Part X, line 13 that is 5% or more of its total assets reported in Part X, line 16? If "Yes," complete Schedule D, Part VIII		X
d	Did the organization report an amount for other assets in Part X, line 15 that is 5% or more of its total assets reported in Part X, line 16? If "Yes," complete Schedule D, Part IX	X	
e	Did the organization report an amount for other liabilities in Part X, line 25? If "Yes," complete Schedule D, Part X	X	
f	Did the organization's separate or consolidated financial statements for the tax year include a footnote that addresses the organization's liability for uncertain tax positions under FIN 48 (ASC 740)? If "Yes," complete Schedule D, Part X	X	
12a	Did the organization obtain separate, independent audited financial statements for the tax year? If "Yes," complete Schedule D, Parts XI and XII	X	
b	Was the organization included in consolidated, independent audited financial statements for the tax year? If "Yes," and if the organization answered "No" to line 12a, then completing Schedule D, Parts XI and XII is optional		X
13	Is the organization a school described in section 170(b)(1)(A)(ii)? If "Yes," complete Schedule E		X
14a	Did the organization maintain an office, employees, or agents outside of the United States?		X
b	Did the organization have aggregate revenues or expenses of more than \$10,000 from grantmaking, fundraising, business, investment, and program service activities outside the United States, or aggregate foreign investments valued at \$100,000 or more? If "Yes," complete Schedule F, Parts I and IV		X
15	Did the organization report on Part IX, column (A), line 3, more than \$5,000 of grants or other assistance to or for any foreign organization? If "Yes," complete Schedule F, Parts II and IV		X
16	Did the organization report on Part IX, column (A), line 3, more than \$5,000 of aggregate grants or other assistance to or for foreign individuals? If "Yes," complete Schedule F, Parts III and IV		X
17	Did the organization report a total of more than \$15,000 of expenses for professional fundraising services on Part IX, column (A), lines 6 and 11e? If "Yes," complete Schedule G, Part I (see instructions)		X
18	Did the organization report more than \$15,000 total of fundraising event gross income and contributions on Part VIII, lines 1c and 8a? If "Yes," complete Schedule G, Part II	X	
19	Did the organization report more than \$15,000 of gross income from gaming activities on Part VIII, line 9a? If "Yes," complete Schedule G, Part III		X

**Part IV Checklist of Required Schedules** (continued)

		Yes	No
<b>20a</b>	Did the organization operate one or more hospital facilities? If "Yes," complete Schedule H		<b>X</b>
<b>b</b>	If "Yes" to line 20a, did the organization attach a copy of its audited financial statements to this return?		
<b>21</b>	Did the organization report more than \$5,000 of grants or other assistance to any domestic organization or domestic government on Part IX, column (A), line 1? If "Yes," complete Schedule I, Parts I and II		<b>X</b>
<b>22</b>	Did the organization report more than \$5,000 of grants or other assistance to or for domestic individuals on Part IX, column (A), line 2? If "Yes," complete Schedule I, Parts I and III		<b>X</b>
<b>23</b>	Did the organization answer "Yes" to Part VII, Section A, line 3, 4, or 5 about compensation of the organization's current and former officers, directors, trustees, key employees, and highest compensated employees? If "Yes," complete Schedule J		<b>X</b>
<b>24a</b>	Did the organization have a tax-exempt bond issue with an outstanding principal amount of more than \$100,000 as of the last day of the year, that was issued after December 31, 2002? If "Yes," answer lines 24b through 24d and complete Schedule K. If "No," go to line 25a		<b>X</b>
<b>b</b>	Did the organization invest any proceeds of tax-exempt bonds beyond a temporary period exception?		
<b>c</b>	Did the organization maintain an escrow account other than a refunding escrow at any time during the year to defease any tax-exempt bonds?		
<b>d</b>	Did the organization act as an "on behalf of" issuer for bonds outstanding at any time during the year?		
<b>25a</b>	<b>Section 501(c)(3), 501(c)(4), and 501(c)(29) organizations.</b> Did the organization engage in an excess benefit transaction with a disqualified person during the year? If "Yes," complete Schedule L, Part I		<b>X</b>
<b>b</b>	Is the organization aware that it engaged in an excess benefit transaction with a disqualified person in a prior year, and that the transaction has not been reported on any of the organization's prior Forms 990 or 990-EZ? If "Yes," complete Schedule L, Part I		<b>X</b>
<b>26</b>	Did the organization report any amount on Part X, line 5, 6, or 22 for receivables from or payables to any current or former officers, directors, trustees, key employees, highest compensated employees, or disqualified persons? If "Yes," complete Schedule L, Part II		<b>X</b>
<b>27</b>	Did the organization provide a grant or other assistance to an officer, director, trustee, key employee, substantial contributor or employee thereof, a grant selection committee member, or to a 35% controlled entity or family member of any of these persons? If "Yes," complete Schedule L, Part III		<b>X</b>
<b>28</b>	Was the organization a party to a business transaction with one of the following parties (see Schedule L, Part IV instructions for applicable filing thresholds, conditions, and exceptions):		
<b>a</b>	A current or former officer, director, trustee, or key employee? If "Yes," complete Schedule L, Part IV		<b>X</b>
<b>b</b>	A family member of a current or former officer, director, trustee, or key employee? If "Yes," complete Schedule L, Part IV		<b>X</b>
<b>c</b>	An entity of which a current or former officer, director, trustee, or key employee (or a family member thereof) was an officer, director, trustee, or direct or indirect owner? If "Yes," complete Schedule L, Part IV		<b>X</b>
<b>29</b>	Did the organization receive more than \$25,000 in non-cash contributions? If "Yes," complete Schedule M		<b>X</b>
<b>30</b>	Did the organization receive contributions of art, historical treasures, or other similar assets, or qualified conservation contributions? If "Yes," complete Schedule M		<b>X</b>
<b>31</b>	Did the organization liquidate, terminate, or dissolve and cease operations? If "Yes," complete Schedule N, Part I		<b>X</b>
<b>32</b>	Did the organization sell, exchange, dispose of, or transfer more than 25% of its net assets? If "Yes," complete Schedule N, Part II		<b>X</b>
<b>33</b>	Did the organization own 100% of an entity disregarded as separate from the organization under Regulations sections 301.7701-2 and 301.7701-3? If "Yes," complete Schedule R, Part I		<b>X</b>
<b>34</b>	Was the organization related to any tax-exempt or taxable entity? If "Yes," complete Schedule R, Parts II, III, or IV, and Part V, line 1		<b>X</b>
<b>35a</b>	Did the organization have a controlled entity within the meaning of section 512(b)(13)?		<b>X</b>
<b>b</b>	If "Yes" to line 35a, did the organization receive any payment from or engage in any transaction with a controlled entity within the meaning of section 512(b)(13)? If "Yes," complete Schedule R, Part V, line 2		
<b>36</b>	<b>Section 501(c)(3) organizations.</b> Did the organization make any transfers to an exempt non-charitable related organization? If "Yes," complete Schedule R, Part V, line 2		<b>X</b>
<b>37</b>	Did the organization conduct more than 5% of its activities through an entity that is not a related organization and that is treated as a partnership for federal income tax purposes? If "Yes," complete Schedule R, Part VI		<b>X</b>
<b>38</b>	Did the organization complete Schedule O and provide explanations in Schedule O for Part VI, lines 11b and 19? <b>Note.</b> All Form 990 filers are required to complete Schedule O.	<b>X</b>	

**Part V** Statements Regarding Other IRS Filings and Tax Compliance

Check if Schedule O contains a response or note to any line in this Part V

		Yes	No
<b>1a</b>	Enter the number reported in Box 3 of Form 1096. Enter -0- if not applicable		
<b>1b</b>	Enter the number of Forms W-2G included in line 1a. Enter -0- if not applicable		
<b>1c</b>	Did the organization comply with backup withholding rules for reportable payments to vendors and reportable gaming (gambling) winnings to prize winners?		<b>X</b>
<b>2a</b>	Enter the number of employees reported on Form W-3, Transmittal of Wage and Tax Statements, filed for the calendar year ending with or within the year covered by this return		
<b>2b</b>	If at least one is reported on line 2a, did the organization file all required federal employment tax returns? <b>Note.</b> If the sum of lines 1a and 2a is greater than 250, you may be required to e-file (see instructions)	<b>X</b>	
<b>3a</b>	Did the organization have unrelated business gross income of \$1,000 or more during the year?		<b>X</b>
<b>3b</b>	If "Yes," has it filed a Form 990-T for this year? If "No" to line 3b, provide an explanation in Schedule O		
<b>4a</b>	At any time during the calendar year, did the organization have an interest in, or a signature or other authority over, a financial account in a foreign country (such as a bank account, securities account, or other financial account)?		<b>X</b>
<b>4b</b>	If "Yes," enter the name of the foreign country: <b>▶</b> See instructions for filing requirements for FinCEN Form 114, Report of Foreign Bank and Financial Accounts (FBAR).		
<b>5a</b>	Was the organization a party to a prohibited tax shelter transaction at any time during the tax year?		<b>X</b>
<b>5b</b>	Did any taxable party notify the organization that it was or is a party to a prohibited tax shelter transaction?		<b>X</b>
<b>5c</b>	If "Yes" to line 5a or 5b, did the organization file Form 8886-T?		
<b>6a</b>	Does the organization have annual gross receipts that are normally greater than \$100,000, and did the organization solicit any contributions that were not tax deductible as charitable contributions?		<b>X</b>
<b>6b</b>	If "Yes," did the organization include with every solicitation an express statement that such contributions or gifts were not tax deductible?		
<b>7</b>	<b>Organizations that may receive deductible contributions under section 170(c).</b>		
<b>7a</b>	Did the organization receive a payment in excess of \$75 made partly as a contribution and partly for goods and services provided to the payor?		<b>X</b>
<b>7b</b>	If "Yes," did the organization notify the donor of the value of the goods or services provided?		
<b>7c</b>	Did the organization sell, exchange, or otherwise dispose of tangible personal property for which it was required to file Form 8282?		<b>X</b>
<b>7d</b>	If "Yes," indicate the number of Forms 8282 filed during the year		
<b>7e</b>	Did the organization receive any funds, directly or indirectly, to pay premiums on a personal benefit contract?		<b>X</b>
<b>7f</b>	Did the organization, during the year, pay premiums, directly or indirectly, on a personal benefit contract?		<b>X</b>
<b>7g</b>	If the organization received a contribution of qualified intellectual property, did the organization file Form 8899 as required?		
<b>7h</b>	If the organization received a contribution of cars, boats, airplanes, or other vehicles, did the organization file a Form 1098-C?		
<b>8</b>	<b>Sponsoring organizations maintaining donor advised funds.</b> Did a donor advised fund maintained by the sponsoring organization have excess business holdings at any time during the year?		
<b>9</b>	<b>Sponsoring organizations maintaining donor advised funds.</b>		
<b>9a</b>	Did the sponsoring organization make any taxable distributions under section 4966?		
<b>9b</b>	Did the sponsoring organization make a distribution to a donor, donor advisor, or related person?		
<b>10</b>	<b>Section 501(c)(7) organizations.</b> Enter:		
<b>10a</b>	Initiation fees and capital contributions included on Part VIII, line 12		
<b>10b</b>	Gross receipts, included on Form 990, Part VIII, line 12, for public use of club facilities		
<b>11</b>	<b>Section 501(c)(12) organizations.</b> Enter:		
<b>11a</b>	Gross income from members or shareholders		
<b>11b</b>	Gross income from other sources (Do not net amounts due or paid to other sources against amounts due or received from them.)		
<b>12a</b>	<b>Section 4947(a)(1) non-exempt charitable trusts.</b> Is the organization filing Form 990 in lieu of Form 1041?		
<b>12b</b>	If "Yes," enter the amount of tax-exempt interest received or accrued during the year		
<b>13</b>	<b>Section 501(c)(29) qualified nonprofit health insurance issuers.</b>		
<b>13a</b>	Is the organization licensed to issue qualified health plans in more than one state? <b>Note.</b> See the instructions for additional information the organization must report on Schedule O.		
<b>13b</b>	Enter the amount of reserves the organization is required to maintain by the states in which the organization is licensed to issue qualified health plans		
<b>13c</b>	Enter the amount of reserves on hand		
<b>14a</b>	Did the organization receive any payments for indoor tanning services during the tax year?		<b>X</b>
<b>14b</b>	If "Yes," has it filed a Form 720 to report these payments? If "No," provide an explanation in Schedule O		

**Part VI Governance, Management, and Disclosure** For each "Yes" response to lines 2 through 7b below, and for a "No" response to line 8a, 8b, or 10b below, describe the circumstances, processes, or changes in Schedule O. See instructions.

Check if Schedule O contains a response or note to any line in this Part VI

**Section A. Governing Body and Management**

		Yes	No
<b>1a</b>	Enter the number of voting members of the governing body at the end of the tax year If there are material differences in voting rights among members of the governing body, or if the governing body delegated broad authority to an executive committee or similar committee, explain in Schedule O.		
<b>1b</b>	Enter the number of voting members included in line 1a, above, who are independent		
<b>2</b>	Did any officer, director, trustee, or key employee have a family relationship or a business relationship with any other officer, director, trustee, or key employee?		<b>X</b>
<b>3</b>	Did the organization delegate control over management duties customarily performed by or under the direct supervision of officers, directors, or trustees, or key employees to a management company or other person?		<b>X</b>
<b>4</b>	Did the organization make any significant changes to its governing documents since the prior Form 990 was filed?		<b>X</b>
<b>5</b>	Did the organization become aware during the year of a significant diversion of the organization's assets?		<b>X</b>
<b>6</b>	Did the organization have members or stockholders?		<b>X</b>
<b>7a</b>	Did the organization have members, stockholders, or other persons who had the power to elect or appoint one or more members of the governing body?		<b>X</b>
<b>7b</b>	Are any governance decisions of the organization reserved to (or subject to approval by) members, stockholders, or persons other than the governing body?		<b>X</b>
<b>8</b>	Did the organization contemporaneously document the meetings held or written actions undertaken during the year by the following:		
<b>8a</b>	The governing body?	<b>X</b>	
<b>8b</b>	Each committee with authority to act on behalf of the governing body?	<b>X</b>	
<b>9</b>	Is there any officer, director, trustee, or key employee listed in Part VII, Section A, who cannot be reached at the organization's mailing address? If "Yes," provide the names and addresses in Schedule O		<b>X</b>

**Section B. Policies** (This Section B requests information about policies not required by the Internal Revenue Code.)

		Yes	No
<b>10a</b>	Did the organization have local chapters, branches, or affiliates?		<b>X</b>
<b>10b</b>	If "Yes," did the organization have written policies and procedures governing the activities of such chapters, affiliates, and branches to ensure their operations are consistent with the organization's exempt purposes?		
<b>11a</b>	Has the organization provided a complete copy of this Form 990 to all members of its governing body before filing the form?	<b>X</b>	
<b>11b</b>	Describe in Schedule O the process, if any, used by the organization to review this Form 990.		
<b>12a</b>	Did the organization have a written conflict of interest policy? If "No," go to line 13	<b>X</b>	
<b>12b</b>	Were officers, directors, or trustees, and key employees required to disclose annually interests that could give rise to conflicts?	<b>X</b>	
<b>12c</b>	Did the organization regularly and consistently monitor and enforce compliance with the policy? If "Yes," describe in Schedule O how this was done	<b>X</b>	
<b>13</b>	Did the organization have a written whistleblower policy?	<b>X</b>	
<b>14</b>	Did the organization have a written document retention and destruction policy?	<b>X</b>	
<b>15</b>	Did the process for determining compensation of the following persons include a review and approval by independent persons, comparability data, and contemporaneous substantiation of the deliberation and decision?		
<b>15a</b>	The organization's CEO, Executive Director, or top management official	<b>X</b>	
<b>15b</b>	Other officers or key employees of the organization If "Yes" to line 15a or 15b, describe the process in Schedule O (see instructions).		<b>X</b>
<b>16a</b>	Did the organization invest in, contribute assets to, or participate in a joint venture or similar arrangement with a taxable entity during the year?		<b>X</b>
<b>16b</b>	If "Yes," did the organization follow a written policy or procedure requiring the organization to evaluate its participation in joint venture arrangements under applicable federal tax law, and take steps to safeguard the organization's exempt status with respect to such arrangements?		

**Section C. Disclosure**

- 17** List the states with which a copy of this Form 990 is required to be filed ► **MA**
- 18** Section 6104 requires an organization to make its Forms 1023 (or 1024 if applicable), 990, and 990-T (Section 501(c)(3)s only) available for public inspection. Indicate how you made these available. Check all that apply.  
 Own website  Another's website  Upon request  Other (explain in Schedule O)
- 19** Describe in Schedule O whether (and if so, how) the organization made its governing documents, conflict of interest policy, and financial statements available to the public during the tax year.
- 20** State the name, address, and telephone number of the person who possesses the organization's books and records: ►  
**Richard Delaney** 115 Bradford Street  
**Provincetown** MA 02657 508-487-3622

**Part VII Compensation of Officers, Directors, Trustees, Key Employees, Highest Compensated Employees, and Independent Contractors**

Check if Schedule O contains a response or note to any line in this Part VII

**Section A. Officers, Directors, Trustees, Key Employees, and Highest Compensated Employees**

**1a** Complete this table for all persons required to be listed. Report compensation for the calendar year ending with or within the organization's tax year.

- List all of the organization's **current** officers, directors, trustees (whether individuals or organizations), regardless of amount of compensation. Enter -0- in columns (D), (E), and (F) if no compensation was paid.
- List all of the organization's **current** key employees, if any. See instructions for definition of "key employee."
- List the organization's five **current** highest compensated employees (other than an officer, director, trustee, or key employee) who received reportable compensation (Box 5 of Form W-2 and/or Box 7 of Form 1099-MISC) of more than \$100,000 from the organization and any related organizations.
- List all of the organization's **former** officers, key employees, and highest compensated employees who received more than \$100,000 of reportable compensation from the organization and any related organizations.
- List all of the organization's **former directors or trustees** that received, in the capacity as a former director or trustee of the organization, more than \$10,000 of reportable compensation from the organization and any related organizations.

List persons in the following order: individual trustees or directors; institutional trustees; officers; key employees; highest compensated employees; and former such persons.

Check this box if neither the organization nor any related organization compensated any current officer, director, or trustee.

(A) Name and Title	(B) Average hours per week (list any hours for related organizations below dotted line)	(C) Position (do not check more than one box, unless person is both an officer and a director/trustee)						(D) Reportable compensation from the organization (W-2/1099-MISC)	(E) Reportable compensation from related organizations (W-2/1099-MISC)	(F) Estimated amount of other compensation from the organization and related organizations
		Individual trustee or director	Institutional trustee	Officer	Key employee	Highest compensated employee	Former			
(1) Richard Delaney ..... President & CEO	50.00 ..... 0.00	X					142,500	0	0	
(2) Andrew Young ..... Chair	1.00 ..... 0.00	X		X			0	0	0	
(3) Tom Skinner ..... Vice-Chair	1.00 ..... 0.00	X		X			0	0	0	
(4) John H. Lippincott ..... Treasurer	3.00 ..... 0.00	X		X			0	0	0	
(5) Brian Larkin ..... Secretary	1.00 ..... 0.00	X		X			0	0	0	
(6) Linda B. Miller, Ph.D. ..... Director	1.00 ..... 0.00	X					0	0	0	
(7) John King ..... Director	1.00 ..... 0.00	X					0	0	0	
(8) Roy F. Coppedge, III ..... Director	1.00 ..... 0.00	X					0	0	0	
(9) Nancy B. Poor ..... Director	1.00 ..... 0.00	X					0	0	0	
(10) William Bonn ..... Director	1.00 ..... 0.00	X					0	0	0	
(11) Christopher W. Clark, Ph.D. ..... Director	1.00 ..... 0.00	X					0	0	0	

**Part VII Section A. Officers, Directors, Trustees, Key Employees, and Highest Compensated Employees** (continued)

(A) Name and title	(B) Average hours per week (list any hours for related organizations below dotted line)	(C) Position (do not check more than one box, unless person is both an officer and a director/trustee)						(D) Reportable compensation from the organization (W-2/1099-MISC)	(E) Reportable compensation from related organizations (W-2/1099-MISC)	(F) Estimated amount of other compensation from the organization and related organizations
		Individual trustee or director	Institutional trustee	Officer	Key employee	Highest compensated employee	Former			
(12) <b>Dara Noyes Gall</b>	1.00									
..... Director	0.00	X						0	0	0
(13) <b>John Grady</b>	1.00									
..... Director	0.00	X						0	0	0
(14) <b>Carol Green</b>	1.00									
..... Director	0.00	X						0	0	0
(15) <b>Jeanne Leszczynski</b>	1.00									
..... Director	0.00	X						0	0	0
(16) <b>Penny A. Levin, J.D.</b>	1.00									
..... Director	0.00	X						0	0	0
(17) <b>Bruce MacGregor</b>	1.00									
..... Director	0.00	X						0	0	0
(18) <b>Steve Milliken</b>	1.00									
..... Director	0.00	X						0	0	0
(19) <b>John Murphy, Jr.</b>	1.00									
..... Director	0.00	X						0	0	0
<b>1b Sub-total</b> .....								<b>142,500</b>		
<b>c Total from continuation sheets to Part VII, Section A</b> .....										
<b>d Total (add lines 1b and 1c)</b> .....								<b>142,500</b>		

**2** Total number of individuals (including but not limited to those listed above) who received more than \$100,000 of reportable compensation from the organization **1**

	Yes	No
<b>3</b> Did the organization list any <b>former</b> officer, director, or trustee, key employee, or highest compensated employee on line 1a? If "Yes," complete Schedule J for such individual .....		<b>X</b>
<b>4</b> For any individual listed on line 1a, is the sum of reportable compensation and other compensation from the organization and related organizations greater than \$150,000? If "Yes," complete Schedule J for such individual .....		<b>X</b>
<b>5</b> Did any person listed on line 1a receive or accrue compensation from any unrelated organization or individual for services rendered to the organization? If "Yes," complete Schedule J for such person .....		<b>X</b>

**Section B. Independent Contractors**

**1** Complete this table for your five highest compensated independent contractors that received more than \$100,000 of compensation from the organization. Report compensation for the calendar year ending with or within the organization's tax year.

(A) Name and business address	(B) Description of services	(C) Compensation

**2** Total number of independent contractors (including but not limited to those listed above) who received more than \$100,000 of compensation from the organization **0**



**Part VII Section A. Officers, Directors, Trustees, Key Employees, and Highest Compensated Employees** (continued)

(A) Name and title	(B) Average hours per week (list any hours for related organizations below dotted line)	(C) Position (do not check more than one box, unless person is both an officer and a director/trustee)						(D) Reportable compensation from the organization (W-2/1099-MISC)	(E) Reportable compensation from related organizations (W-2/1099-MISC)	(F) Estimated amount of other compensation from the organization and related organizations
		Individual trustee or director	Institutional trustee	Officer	Key employee	Highest compensated employee	Former			
(20) <b>Thomas H. Niles</b> ..... Director	1.00 ..... 0.00	X						0	0	0
(21) <b>Edward Reilly</b> ..... Director	1.00 ..... 0.00	X						0	0	0
(22) <b>John Roderick</b> ..... Director	1.00 ..... 0.00	X						0	0	0
(23) <b>Tina M. Trudel Ph.D.</b> ..... Director	1.00 ..... 0.00	X						0	0	0
(24) <b>Robert Samuelson</b> ..... Director	1.00 ..... 0.00	X						0	0	0
(25) <b>Dick West</b> ..... Director	1.00 ..... 0.00	X						0	0	0
<b>1b Sub-total</b> .....										
<b>c Total from continuation sheets to Part VII, Section A</b> .....										
<b>d Total (add lines 1b and 1c)</b> .....										

**2** Total number of individuals (including but not limited to those listed above) who received more than \$100,000 of reportable compensation from the organization ▶

	Yes	No
<b>3</b> Did the organization list any <b>former</b> officer, director, or trustee, key employee, or highest compensated employee on line 1a? If "Yes," complete Schedule J for such individual .....		
<b>4</b> For any individual listed on line 1a, is the sum of reportable compensation and other compensation from the organization and related organizations greater than \$150,000? If "Yes," complete Schedule J for such individual .....		
<b>5</b> Did any person listed on line 1a receive or accrue compensation from any unrelated organization or individual for services rendered to the organization? If "Yes," complete Schedule J for such person .....		

**Section B. Independent Contractors**

**1** Complete this table for your five highest compensated independent contractors that received more than \$100,000 of compensation from the organization. Report compensation for the calendar year ending with or within the organization's tax year.

(A) Name and business address	(B) Description of services	(C) Compensation

**2** Total number of independent contractors (including but not limited to those listed above) who received more than \$100,000 of compensation from the organization ▶

**Part VIII Statement of Revenue**

Check if Schedule O contains a response or note to any line in this Part VIII

		(A) Total revenue	(B) Related or exempt function revenue	(C) Unrelated business revenue	(D) Revenue excluded from tax under sections 512-514	
<b>Contributions, Gifts, Grants and Other Similar Amounts</b>	<b>1a</b> Federated campaigns	<b>1a</b>				
	<b>b</b> Membership dues	<b>1b</b> 71,015				
	<b>c</b> Fundraising events	<b>1c</b>				
	<b>d</b> Related organizations	<b>1d</b>				
	<b>e</b> Government grants (contributions)	<b>1e</b>				
	<b>f</b> All other contributions, gifts, grants, and similar amounts not included above	<b>1f</b> 2,933,244				
	<b>g</b> Noncash contributions included in lines 1a-1f: \$					
	<b>h Total.</b> Add lines 1a-1f		3,004,259			
<b>Program Service Revenue</b>	<b>2a</b> Other earned income	Busn. Code	77,940	77,940		
	<b>b</b>					
	<b>c</b>					
	<b>d</b>					
	<b>e</b>					
	<b>f</b> All other program service revenue					
	<b>g Total.</b> Add lines 2a-2f		77,940			
<b>Other Revenue</b>	<b>3</b> Investment income (including dividends, interest, and other similar amounts)		3,724		3,724	
	<b>4</b> Income from investment of tax-exempt bond proceeds					
	<b>5</b> Royalties					
	<b>6a</b> Gross rents	(i) Real				
		(ii) Personal				
	<b>b</b> Less: rental exps.					
	<b>c</b> Rental inc. or (loss)					
	<b>d</b> Net rental income or (loss)					
	<b>7a</b> Gross amount from sales of assets other than inventory	(i) Securities				
		(ii) Other		1,085,086		
	<b>b</b> Less: cost or other basis & sales exps.			583,380		
	<b>c</b> Gain or (loss)			501,706		
	<b>d</b> Net gain or (loss)			501,706	501,706	
	<b>8a</b> Gross income from fundraising events (not including \$ of contributions reported on line 1c). See Part IV, line 18	<b>a</b>		50,486		
		<b>b</b> Less: direct expenses				
<b>c</b> Net income or (loss) from fundraising events				50,486		
<b>9a</b> Gross income from gaming activities. See Part IV, line 19	<b>a</b>					
	<b>b</b> Less: direct expenses					
	<b>c</b> Net income or (loss) from gaming activities					
<b>10a</b> Gross sales of inventory, less returns and allowances	<b>a</b>		76,081			
	<b>b</b> Less: cost of goods sold		35,693			
	<b>c</b> Net income or (loss) from sales of inventory		40,388	40,388		
<b>Miscellaneous Revenue</b>	<b>11a</b>	Busn. Code				
	<b>b</b>					
	<b>c</b>					
	<b>d</b> All other revenue					
	<b>e Total.</b> Add lines 11a-11d					
<b>12 Total revenue.</b> See instructions		3,678,503	620,034	0	3,724	

**Part IX Statement of Functional Expenses**

Section 501(c)(3) and 501(c)(4) organizations must complete all columns. All other organizations must complete column (A).

Check if Schedule O contains a response or note to any line in this Part IX

Do not include amounts reported on lines 6b, 7b, 8b, 9b, and 10b of Part VIII.	(A) Total expenses	(B) Program service expenses	(C) Management and general expenses	(D) Fundraising expenses
1 Grants and other assistance to domestic organizations and domestic governments. See Part IV, line 21				
2 Grants and other assistance to domestic individuals. See Part IV, line 22				
3 Grants and other assistance to foreign organizations, foreign governments, and foreign individuals. See Part IV, lines 15 and 16				
4 Benefits paid to or for members				
5 Compensation of current officers, directors, trustees, and key employees				
6 Compensation not included above, to disqualified persons (as defined under section 4958(f)(1)) and persons described in section 4958(c)(3)(B)				
7 Other salaries and wages	1,740,566	1,285,438	398,500	56,628
8 Pension plan accruals and contributions (include section 401(k) and 403(b) employer contributions)				
9 Other employee benefits	182,009	120,363	56,338	5,308
10 Payroll taxes				
11 Fees for services (non-employees):				
a Management				
b Legal				
c Accounting				
d Lobbying				
e Professional fundraising services. See Part IV, line 17				
f Investment management fees				
g Other. (If line 11g amount exceeds 10% of line 25, column (A) amount, list line 11g expenses on Schedule O.)				
12 Advertising and promotion	7,278	2,113	5,165	
13 Office expenses	71,221	52,080	4,649	14,492
14 Information technology				
15 Royalties				
16 Occupancy	14,401	14,401		
17 Travel	19,342	16,003	3,339	
18 Payments of travel or entertainment expenses for any federal, state, or local public officials				
19 Conferences, conventions, and meetings	68,311	62,638	3,824	1,849
20 Interest	20,564	5,471	15,093	
21 Payments to affiliates				
22 Depreciation, depletion, and amortization	166,382	148,382	18,000	
23 Insurance	90,975	83,179	7,796	
24 Other expenses. Itemize expenses not covered above (List miscellaneous expenses in line 24e. If line 24e amount exceeds 10% of line 25, column (A) amount, list line 24e expenses on Schedule O.)				
a <b>Program operations</b>	417,218	417,218		
b <b>Consulting fees</b>	182,951	174,618	8,333	
c <b>Computer expense</b>	45,496	37,084	4,431	3,981
d <b>Fees and taxes</b>	39,503	10,006	29,497	
e All other expenses	138,734	90,398	39,852	8,484
25 Total functional expenses. Add lines 1 through 24e	3,204,951	2,519,392	594,817	90,742
26 Joint costs. Complete this line only if the organization reported in column (B) joint costs from a combined educational campaign and fundraising solicitation. Check here <input type="checkbox"/> if following SOP 98-2 (ASC 958-720)				

**Part X Balance Sheet**

Check if Schedule O contains a response or note to any line in this Part X

		(A) Beginning of year		(B) End of year	
<b>Assets</b>	1	Cash—non-interest bearing	251,777	1	1,128,535
	2	Savings and temporary cash investments	15,939	2	4,234
	3	Pledges and grants receivable, net		3	
	4	Accounts receivable, net	358,234	4	281,570
	5	Loans and other receivables from current and former officers, directors, trustees, key employees, and highest compensated employees. Complete Part II of Schedule L		5	
	6	Loans and other receivables from other disqualified persons (as defined under section 4958(f)(1)), persons described in section 4958(c)(3)(B), and contributing employers and sponsoring organizations of section 501(c)(9) voluntary employees' beneficiary organizations (see instructions). Complete Part II of Schedule L		6	
	7	Notes and loans receivable, net		7	
	8	Inventories for sale or use	14,740	8	14,385
	9	Prepaid expenses and deferred charges	4,572	9	9,472
	10a	Land, buildings, and equipment: cost or other basis. Complete Part VI of Schedule D	10a 4,300,526		
	b	Less: accumulated depreciation	10b 2,291,429	10c	2,009,097
	11	Investments—publicly traded securities	413,393	11	414,855
	12	Investments—other securities. See Part IV, line 11		12	
	13	Investments—program-related. See Part IV, line 11		13	
	14	Intangible assets		14	
	15	Other assets. See Part IV, line 11	250,000	15	250,000
16	<b>Total assets.</b> Add lines 1 through 15 (must equal line 34)	4,019,924	16	4,112,148	
<b>Liabilities</b>	17	Accounts payable and accrued expenses	7,656	17	31,894
	18	Grants payable		18	
	19	Deferred revenue		19	
	20	Tax-exempt bond liabilities		20	
	21	Escrow or custodial account liability. Complete Part IV of Schedule D		21	
	22	Loans and other payables to current and former officers, directors, trustees, key employees, highest compensated employees, and disqualified persons. Complete Part II of Schedule L		22	
	23	Secured mortgages and notes payable to unrelated third parties	458,759	23	57,836
	24	Unsecured notes and loans payable to unrelated third parties		24	
	25	Other liabilities (including federal income tax, payables to related third parties, and other liabilities not included on lines 17-24). Complete Part X of Schedule D	13,582	25	11,060
	26	<b>Total liabilities.</b> Add lines 17 through 25	479,997	26	100,790
<b>Net Assets or Fund Balances</b>	<b>Organizations that follow SFAS 117 (ASC 958), check here <input checked="" type="checkbox"/> and complete lines 27 through 29, and lines 33 and 34.</b>				
	27	Unrestricted net assets	3,126,522	27	3,596,491
	28	Temporarily restricted net assets	329,914	28	331,725
	29	Permanently restricted net assets	83,491	29	83,142
	<b>Organizations that do not follow SFAS 117 (ASC 958), check here <input type="checkbox"/> and complete lines 30 through 34.</b>				
	30	Capital stock or trust principal, or current funds		30	
	31	Paid-in or capital surplus, or land, building, or equipment fund		31	
	32	Retained earnings, endowment, accumulated income, or other funds		32	
33	<b>Total net assets or fund balances</b>	3,539,927	33	4,011,358	
34	<b>Total liabilities and net assets/fund balances</b>	4,019,924	34	4,112,148	

**Part XI Reconciliation of Net Assets**

Check if Schedule O contains a response or note to any line in this Part XI

<b>1</b>	Total revenue (must equal Part VIII, column (A), line 12)	<b>1</b>	<b>3,678,503</b>
<b>2</b>	Total expenses (must equal Part IX, column (A), line 25)	<b>2</b>	<b>3,204,951</b>
<b>3</b>	Revenue less expenses. Subtract line 2 from line 1	<b>3</b>	<b>473,552</b>
<b>4</b>	Net assets or fund balances at beginning of year (must equal Part X, line 33, column (A))	<b>4</b>	<b>3,539,927</b>
<b>5</b>	Net unrealized gains (losses) on investments	<b>5</b>	<b>-2,121</b>
<b>6</b>	Donated services and use of facilities	<b>6</b>	
<b>7</b>	Investment expenses	<b>7</b>	
<b>8</b>	Prior period adjustments	<b>8</b>	
<b>9</b>	Other changes in net assets or fund balances (explain in Schedule O)	<b>9</b>	
<b>10</b>	Net assets or fund balances at end of year. Combine lines 3 through 9 (must equal Part X, line 33, column (B))	<b>10</b>	<b>4,011,358</b>

**Part XII Financial Statements and Reporting**

Check if Schedule O contains a response or note to any line in this Part XII

		Yes	No
<b>1</b>	Accounting method used to prepare the Form 990: <input type="checkbox"/> Cash <input checked="" type="checkbox"/> Accrual <input type="checkbox"/> Other If the organization changed its method of accounting from a prior year or checked "Other," explain in Schedule O.		
<b>2a</b>	Were the organization's financial statements compiled or reviewed by an independent accountant? If "Yes," check a box below to indicate whether the financial statements for the year were compiled or reviewed on a separate basis, consolidated basis, or both: <input type="checkbox"/> Separate basis <input type="checkbox"/> Consolidated basis <input type="checkbox"/> Both consolidated and separate basis		<b>X</b>
<b>2b</b>	Were the organization's financial statements audited by an independent accountant? If "Yes," check a box below to indicate whether the financial statements for the year were audited on a separate basis, consolidated basis, or both: <input checked="" type="checkbox"/> Separate basis <input type="checkbox"/> Consolidated basis <input type="checkbox"/> Both consolidated and separate basis	<b>X</b>	
<b>2c</b>	If "Yes" to line 2a or 2b, does the organization have a committee that assumes responsibility for oversight of the audit, review, or compilation of its financial statements and selection of an independent accountant? If the organization changed either its oversight process or selection process during the tax year, explain in Schedule O.	<b>X</b>	
<b>3a</b>	As a result of a federal award, was the organization required to undergo an audit or audits as set forth in the Single Audit Act and OMB Circular A-133?	<b>X</b>	
<b>3b</b>	If "Yes," did the organization undergo the required audit or audits? If the organization did not undergo the required audit or audits, explain why in Schedule O and describe any steps taken to undergo such audits.	<b>X</b>	

**SCHEDULE A**  
(Form 990 or 990-EZ)

**Public Charity Status and Public Support**

OMB No. 1545-0047

Complete if the organization is a section 501(c)(3) organization or a section 4947(a)(1) nonexempt charitable trust.

**2015**

▶ Attach to Form 990 or Form 990-EZ.

Open to Public Inspection

Department of the Treasury  
Internal Revenue Service

▶ Information about Schedule A (Form 990 or 990-EZ) and its instructions is at [www.irs.gov/form990](http://www.irs.gov/form990).

Name of the organization

**Center for Coastal Studies, Inc.**

Employer identification number

**04-2609788**

**Part I Reason for Public Charity Status** (All organizations must complete this part.) See instructions.

The organization is not a private foundation because it is: (For lines 1 through 11, check only one box.)

- 1  A church, convention of churches, or association of churches described in **section 170(b)(1)(A)(i)**.
- 2  A school described in **section 170(b)(1)(A)(ii)**. (Attach Schedule E (Form 990 or 990-EZ).)
- 3  A hospital or a cooperative hospital service organization described in **section 170(b)(1)(A)(iii)**.
- 4  A medical research organization operated in conjunction with a hospital described in **section 170(b)(1)(A)(iii)**. Enter the hospital's name, city, and state: .....
- 5  An organization operated for the benefit of a college or university owned or operated by a governmental unit described in **section 170(b)(1)(A)(iv)**. (Complete Part II.)
- 6  A federal, state, or local government or governmental unit described in **section 170(b)(1)(A)(v)**.
- 7  An organization that normally receives a substantial part of its support from a governmental unit or from the general public described in **section 170(b)(1)(A)(vi)**. (Complete Part II.)
- 8  A community trust described in **section 170(b)(1)(A)(vi)**. (Complete Part II.)
- 9  An organization that normally receives: (1) more than 33 1/3% of its support from contributions, membership fees, and gross receipts from activities related to its exempt functions—subject to certain exceptions, and (2) no more than 33 1/3% of its support from gross investment income and unrelated business taxable income (less section 511 tax) from businesses acquired by the organization after June 30, 1975. See **section 509(a)(2)**. (Complete Part III.)
- 10  An organization organized and operated exclusively to test for public safety. See **section 509(a)(4)**.
- 11  An organization organized and operated exclusively for the benefit of, to perform the functions of, or to carry out the purposes of one or more publicly supported organizations described in **section 509(a)(1)** or **section 509(a)(2)**. See **section 509(a)(3)**. Check the box in lines 11a through 11d that describes the type of supporting organization and complete lines 11e, 11f, and 11g.
  - a  **Type I.** A supporting organization operated, supervised, or controlled by its supported organization(s), typically by giving the supported organization(s) the power to regularly appoint or elect a majority of the directors or trustees of the supporting organization. **You must complete Part IV, Sections A and B.**
  - b  **Type II.** A supporting organization supervised or controlled in connection with its supported organization(s), by having control or management of the supporting organization vested in the same persons that control or manage the supported organization(s). **You must complete Part IV, Sections A and C.**
  - c  **Type III functionally integrated.** A supporting organization operated in connection with, and functionally integrated with, its supported organization(s) (see instructions). **You must complete Part IV, Sections A, D, and E.**
  - d  **Type III non-functionally integrated.** A supporting organization operated in connection with its supported organization(s) that is not functionally integrated. The organization generally must satisfy a distribution requirement and an attentiveness requirement (see instructions). **You must complete Part IV, Sections A and D, and Part V.**
  - e  Check this box if the organization received a written determination from the IRS that it is a Type I, Type II, Type III functionally integrated, or Type III non-functionally integrated supporting organization.
  - f Enter the number of supported organizations .....
  - g Provide the following information about the supported organization(s).

(i) Name of supported organization	(ii) EIN	(iii) Type of organization (described on lines 1–9 above (see instructions))	(iv) Is the organization listed in your governing document?		(v) Amount of monetary support (see instructions)	(vi) Amount of other support (see instructions)
			Yes	No		
(A)						
(B)						
(C)						
(D)						
(E)						
<b>Total</b>						

**Part II Support Schedule for Organizations Described in Sections 170(b)(1)(A)(iv) and 170(b)(1)(A)(vi)**

(Complete only if you checked the box on line 5, 7, or 8 of Part I or if the organization failed to qualify under Part III. If the organization fails to qualify under the tests listed below, please complete Part III.)

**Section A. Public Support**

Calendar year (or fiscal year beginning in) ►	(a) 2011	(b) 2012	(c) 2013	(d) 2014	(e) 2015	(f) Total
<b>1</b> Gifts, grants, contributions, and membership fees received. (Do not include any "unusual grants.")	2,058,430	2,352,794	2,410,377	2,838,513	3,004,259	12,664,373
<b>2</b> Tax revenues levied for the organization's benefit and either paid to or expended on its behalf						
<b>3</b> The value of services or facilities furnished by a governmental unit to the organization without charge						
<b>4 Total.</b> Add lines 1 through 3	2,058,430	2,352,794	2,410,377	2,838,513	3,004,259	12,664,373
<b>5</b> The portion of total contributions by each person (other than a governmental unit or publicly supported organization) included on line 1 that exceeds 2% of the amount shown on line 11, column (f)						230,637
<b>6 Public support.</b> Subtract line 5 from line 4.						12,433,736

**Section B. Total Support**

Calendar year (or fiscal year beginning in) ►	(a) 2011	(b) 2012	(c) 2013	(d) 2014	(e) 2015	(f) Total
<b>7</b> Amounts from line 4	2,058,430	2,352,794	2,410,377	2,838,513	3,004,259	12,664,373
<b>8</b> Gross income from interest, dividends, payments received on securities loans, rents, royalties and income from similar sources	345	6,628	27,141	15,958	3,724	53,796
<b>9</b> Net income from unrelated business activities, whether or not the business is regularly carried on						
<b>10</b> Other income. Do not include gain or loss from the sale of capital assets (Explain in Part VI.)						
<b>11 Total support.</b> Add lines 7 through 10						12,718,169
<b>12</b> Gross receipts from related activities, etc. (see instructions)					12	204,507

**13 First five years.** If the Form 990 is for the organization's first, second, third, fourth, or fifth tax year as a section 501(c)(3) organization, check this box and **stop here**

**Section C. Computation of Public Support Percentage**

<b>14</b> Public support percentage for 2015 (line 6, column (f) divided by line 11, column (f))	14	97.76%
<b>15</b> Public support percentage from 2014 Schedule A, Part II, line 14	15	97.38%

**16a 33 1/3% support test—2015.** If the organization did not check the box on line 13, and line 14 is 33 1/3% or more, check this box and **stop here.** The organization qualifies as a publicly supported organization

**b 33 1/3% support test—2014.** If the organization did not check a box on line 13 or 16a, and line 15 is 33 1/3% or more, check this box and **stop here.** The organization qualifies as a publicly supported organization

**17a 10%-facts-and-circumstances test—2015.** If the organization did not check a box on line 13, 16a, or 16b, and line 14 is 10% or more, and if the organization meets the "facts-and-circumstances" test, check this box and **stop here.** Explain in Part VI how the organization meets the "facts-and-circumstances" test. The organization qualifies as a publicly supported organization

**b 10%-facts-and-circumstances test—2014.** If the organization did not check a box on line 13, 16a, 16b, or 17a, and line 15 is 10% or more, and if the organization meets the "facts-and-circumstances" test, check this box and **stop here.** Explain in Part VI how the organization meets the "facts-and-circumstances" test. The organization qualifies as a publicly supported organization

**18 Private foundation.** If the organization did not check a box on line 13, 16a, 16b, 17a, or 17b, check this box and see instructions

**Part III Support Schedule for Organizations Described in Section 509(a)(2)**

(Complete only if you checked the box on line 9 of Part I or if the organization failed to qualify under Part II. If the organization fails to qualify under the tests listed below, please complete Part II.)

**Section A. Public Support**

Calendar year (or fiscal year beginning in) ►	(a) 2011	(b) 2012	(c) 2013	(d) 2014	(e) 2015	(f) Total
<b>1</b> Gifts, grants, contributions, and membership fees received. (Do not include any "unusual grants.")						
<b>2</b> Gross receipts from admissions, merchandise sold or services performed, or facilities furnished in any activity that is related to the organization's tax-exempt purpose						
<b>3</b> Gross receipts from activities that are not an unrelated trade or business under section 513						
<b>4</b> Tax revenues levied for the organization's benefit and either paid to or expended on its behalf						
<b>5</b> The value of services or facilities furnished by a governmental unit to the organization without charge						
<b>6 Total.</b> Add lines 1 through 5						
<b>7a</b> Amounts included on lines 1, 2, and 3 received from disqualified persons						
<b>b</b> Amounts included on lines 2 and 3 received from other than disqualified persons that exceed the greater of \$5,000 or 1% of the amount on line 13 for the year						
<b>c</b> Add lines 7a and 7b						
<b>8 Public support.</b> (Subtract line 7c from line 6.)						

**Section B. Total Support**

Calendar year (or fiscal year beginning in) ►	(a) 2011	(b) 2012	(c) 2013	(d) 2014	(e) 2015	(f) Total
<b>9</b> Amounts from line 6						
<b>10a</b> Gross income from interest, dividends, payments received on securities loans, rents, royalties and income from similar sources						
<b>b</b> Unrelated business taxable income (less section 511 taxes) from businesses acquired after June 30, 1975						
<b>c</b> Add lines 10a and 10b						
<b>11</b> Net income from unrelated business activities not included in line 10b, whether or not the business is regularly carried on						
<b>12</b> Other income. Do not include gain or loss from the sale of capital assets (Explain in Part VI.)						
<b>13 Total support.</b> (Add lines 9, 10c, 11, and 12.)						

**14 First five years.** If the Form 990 is for the organization's first, second, third, fourth, or fifth tax year as a section 501(c)(3) organization, check this box and **stop here**

**Section C. Computation of Public Support Percentage**

<b>15</b> Public support percentage for 2015 (line 8, column (f) divided by line 13, column (f))	<b>15</b>	%
<b>16</b> Public support percentage from 2014 Schedule A, Part III, line 15	<b>16</b>	%

**Section D. Computation of Investment Income Percentage**

<b>17</b> Investment income percentage for 2015 (line 10c, column (f) divided by line 13, column (f))	<b>17</b>	%
<b>18</b> Investment income percentage from 2014 Schedule A, Part III, line 17	<b>18</b>	%

**19a 33 1/3% support tests—2015.** If the organization did not check the box on line 14, and line 15 is more than 33 1/3%, and line 17 is not more than 33 1/3%, check this box and **stop here**. The organization qualifies as a publicly supported organization

**b 33 1/3% support tests—2014.** If the organization did not check a box on line 14 or line 19a, and line 16 is more than 33 1/3%, and line 18 is not more than 33 1/3%, check this box and **stop here**. The organization qualifies as a publicly supported organization

**20 Private foundation.** If the organization did not check a box on line 14, 19a, or 19b, check this box and see instructions



**Part IV Supporting Organizations**

(Complete only if you checked a box in line 11 on Part I. If you checked 11a of Part I, complete Sections A and B. If you checked 11b of Part I, complete Sections A and C. If you checked 11c of Part I, complete Sections A, D, and E. If you checked 11d of Part I, complete Sections A and D, and complete Part V.)

**Section A. All Supporting Organizations**

	Yes	No
<b>1</b> Are all of the organization's supported organizations listed by name in the organization's governing documents? If "No," describe in <b>Part VI</b> how the supported organizations are designated. If designated by class or purpose, describe the designation. If historic and continuing relationship, explain.		
<b>2</b> Did the organization have any supported organization that does not have an IRS determination of status under section 509(a)(1) or (2)? If "Yes," explain in <b>Part VI</b> how the organization determined that the supported organization was described in section 509(a)(1) or (2).		
<b>3a</b> Did the organization have a supported organization described in section 501(c)(4), (5), or (6)? If "Yes," answer (b) and (c) below.		
<b>b</b> Did the organization confirm that each supported organization qualified under section 501(c)(4), (5), or (6) and satisfied the public support tests under section 509(a)(2)? If "Yes," describe in <b>Part VI</b> when and how the organization made the determination.		
<b>c</b> Did the organization ensure that all support to such organizations was used exclusively for section 170(c)(2)(B) purposes? If "Yes," explain in <b>Part VI</b> what controls the organization put in place to ensure such use.		
<b>4a</b> Was any supported organization not organized in the United States ("foreign supported organization")? If "Yes," and if you checked 11a or 11b in Part I, answer (b) and (c) below.		
<b>b</b> Did the organization have ultimate control and discretion in deciding whether to make grants to the foreign supported organization? If "Yes," describe in <b>Part VI</b> how the organization had such control and discretion despite being controlled or supervised by or in connection with its supported organizations.		
<b>c</b> Did the organization support any foreign supported organization that does not have an IRS determination under sections 501(c)(3) and 509(a)(1) or (2)? If "Yes," explain in <b>Part VI</b> what controls the organization used to ensure that all support to the foreign supported organization was used exclusively for section 170(c)(2)(B) purposes.		
<b>5a</b> Did the organization add, substitute, or remove any supported organizations during the tax year? If "Yes," answer (b) and (c) below (if applicable). Also, provide detail in <b>Part VI</b> , including (i) the names and EIN numbers of the supported organizations added, substituted, or removed; (ii) the reasons for each such action; (iii) the authority under the organization's organizing document authorizing such action; and (iv) how the action was accomplished (such as by amendment to the organizing document).		
<b>b Type I or Type II only.</b> Was any added or substituted supported organization part of a class already designated in the organization's organizing document?		
<b>c Substitutions only.</b> Was the substitution the result of an event beyond the organization's control?		
<b>6</b> Did the organization provide support (whether in the form of grants or the provision of services or facilities) to anyone other than (i) its supported organizations, (ii) individuals that are part of the charitable class benefited by one or more of its supported organizations, or (iii) other supporting organizations that also support or benefit one or more of the filing organization's supported organizations? If "Yes," provide detail in <b>Part VI</b> .		
<b>7</b> Did the organization provide a grant, loan, compensation, or other similar payment to a substantial contributor (defined in section 4958(c)(3)(C)), a family member of a substantial contributor, or a 35% controlled entity with regard to a substantial contributor? If "Yes," complete Part I of Schedule L (Form 990 or 990-EZ).		
<b>8</b> Did the organization make a loan to a disqualified person (as defined in section 4958) not described in line 7? If "Yes," complete Part I of Schedule L (Form 990 or 990-EZ).		
<b>9a</b> Was the organization controlled directly or indirectly at any time during the tax year by one or more disqualified persons as defined in section 4946 (other than foundation managers and organizations described in section 509(a)(1) or (2))? If "Yes," provide detail in <b>Part VI</b> .		
<b>b</b> Did one or more disqualified persons (as defined in line 9a) hold a controlling interest in any entity in which the supporting organization had an interest? If "Yes," provide detail in <b>Part VI</b> .		
<b>c</b> Did a disqualified person (as defined in line 9a) have an ownership interest in, or derive any personal benefit from, assets in which the supporting organization also had an interest? If "Yes," provide detail in <b>Part VI</b> .		
<b>10a</b> Was the organization subject to the excess business holdings rules of section 4943 because of section 4943(f) (regarding certain Type II supporting organizations, and all Type III non-functionally integrated supporting organizations)? If "Yes," answer 10b below.		
<b>b</b> Did the organization have any excess business holdings in the tax year? (Use Schedule C, Form 4720, to determine whether the organization had excess business holdings.)		

**Part IV Supporting Organizations** (continued)

	Yes	No
<b>11</b> Has the organization accepted a gift or contribution from any of the following persons?		
<b>a</b> A person who directly or indirectly controls, either alone or together with persons described in (b) and (c) below, the governing body of a supported organization?		
<b>11a</b>		
<b>b</b> A family member of a person described in (a) above?		
<b>11b</b>		
<b>c</b> A 35% controlled entity of a person described in (a) or (b) above? If "Yes" to a, b, or c, provide detail in <b>Part VI</b> .		
<b>11c</b>		

**Section B. Type I Supporting Organizations**

	Yes	No
<b>1</b> Did the directors, trustees, or membership of one or more supported organizations have the power to regularly appoint or elect at least a majority of the organization's directors or trustees at all times during the tax year? If "No," describe in <b>Part VI</b> how the supported organization(s) effectively operated, supervised, or controlled the organization's activities. If the organization had more than one supported organization, describe how the powers to appoint and/or remove directors or trustees were allocated among the supported organizations and what conditions or restrictions, if any, applied to such powers during the tax year.		
<b>1</b>		
<b>2</b> Did the organization operate for the benefit of any supported organization other than the supported organization(s) that operated, supervised, or controlled the supporting organization? If "Yes," explain in <b>Part VI</b> how providing such benefit carried out the purposes of the supported organization(s) that operated, supervised, or controlled the supporting organization.		
<b>2</b>		

**Section C. Type II Supporting Organizations**

	Yes	No
<b>1</b> Were a majority of the organization's directors or trustees during the tax year also a majority of the directors or trustees of each of the organization's supported organization(s)? If "No," describe in <b>Part VI</b> how control or management of the supporting organization was vested in the same persons that controlled or managed the supported organization(s).		
<b>1</b>		

**Section D. All Type III Supporting Organizations**

	Yes	No
<b>1</b> Did the organization provide to each of its supported organizations, by the last day of the fifth month of the organization's tax year, (i) a written notice describing the type and amount of support provided during the prior tax year, (ii) a copy of the Form 990 that was most recently filed as of the date of notification, and (iii) copies of the organization's governing documents in effect on the date of notification, to the extent not previously provided?		
<b>1</b>		
<b>2</b> Were any of the organization's officers, directors, or trustees either (i) appointed or elected by the supported organization(s) or (ii) serving on the governing body of a supported organization? If "No," explain in <b>Part VI</b> how the organization maintained a close and continuous working relationship with the supported organization(s).		
<b>2</b>		
<b>3</b> By reason of the relationship described in (2), did the organization's supported organizations have a significant voice in the organization's investment policies and in directing the use of the organization's income or assets at all times during the tax year? If "Yes," describe in <b>Part VI</b> the role the organization's supported organizations played in this regard.		
<b>3</b>		

**Section E. Type III Functionally-Integrated Supporting Organizations**

<b>1</b> Check the box next to the method that the organization used to satisfy the Integral Part Test during the year ( <b>see instructions</b> ):		
<b>a</b> <input type="checkbox"/> The organization satisfied the Activities Test. Complete <b>line 2</b> below.		
<b>b</b> <input type="checkbox"/> The organization is the parent of each of its supported organizations. Complete <b>line 3</b> below.		
<b>c</b> <input type="checkbox"/> The organization supported a governmental entity. Describe in Part VI how you supported a government entity (see instructions).		
<b>2</b> Activities Test. <b>Answer (a) and (b) below.</b>		
<b>a</b> Did substantially all of the organization's activities during the tax year directly further the exempt purposes of the supported organization(s) to which the organization was responsive? If "Yes," then in <b>Part VI identify those supported organizations and explain</b> how these activities directly furthered their exempt purposes, how the organization was responsive to those supported organizations, and how the organization determined that these activities constituted substantially all of its activities.		
<b>2a</b>		
<b>b</b> Did the activities described in (a) constitute activities that, but for the organization's involvement, one or more of the organization's supported organization(s) would have been engaged in? If "Yes," explain in <b>Part VI</b> the reasons for the organization's position that its supported organization(s) would have engaged in these activities but for the organization's involvement.		
<b>2b</b>		
<b>3</b> Parent of Supported Organizations. <b>Answer (a) and (b) below.</b>		
<b>a</b> Did the organization have the power to regularly appoint or elect a majority of the officers, directors, or trustees of each of the supported organizations? Provide details in <b>Part VI</b> .		
<b>3a</b>		
<b>b</b> Did the organization exercise a substantial degree of direction over the policies, programs, and activities of each of its supported organizations? If "Yes," describe in <b>Part VI</b> the role played by the organization in this regard.		
<b>3b</b>		

**Part V Type III Non-Functionally Integrated 509(a)(3) Supporting Organizations**

**1**  Check here if the organization satisfied the Integral Part Test as a qualifying trust on Nov. 20, 1970. See instructions. All other Type III non-functionally integrated supporting organizations must complete Sections A through E.

<b>Section A - Adjusted Net Income</b>		(A) Prior Year	(B) Current Year (optional)
<b>1</b>	Net short-term capital gain	<b>1</b>	
<b>2</b>	Recoveries of prior-year distributions	<b>2</b>	
<b>3</b>	Other gross income (see instructions)	<b>3</b>	
<b>4</b>	Add lines 1 through 3	<b>4</b>	
<b>5</b>	Depreciation and depletion	<b>5</b>	
<b>6</b>	Portion of operating expenses paid or incurred for production or collection of gross income or for management, conservation, or maintenance of property held for production of income (see instructions)	<b>6</b>	
<b>7</b>	Other expenses (see instructions)	<b>7</b>	
<b>8</b>	<b>Adjusted Net Income</b> (subtract lines 5, 6 and 7 from line 4)	<b>8</b>	

<b>Section B - Minimum Asset Amount</b>		(A) Prior Year	(B) Current Year (optional)
<b>1</b>	Aggregate fair market value of all non-exempt-use assets (see instructions for short tax year or assets held for part of year):		
<b>a</b>	Average monthly value of securities	<b>1a</b>	
<b>b</b>	Average monthly cash balances	<b>1b</b>	
<b>c</b>	Fair market value of other non-exempt-use assets	<b>1c</b>	
<b>d</b>	<b>Total</b> (add lines 1a, 1b, and 1c)	<b>1d</b>	
<b>e</b>	<b>Discount</b> claimed for blockage or other factors (explain in detail in <b>Part VI</b> ):		
<b>2</b>	Acquisition indebtedness applicable to non-exempt-use assets	<b>2</b>	
<b>3</b>	Subtract line 2 from line 1d	<b>3</b>	
<b>4</b>	Cash deemed held for exempt use. Enter 1-1/2% of line 3 (for greater amount, see instructions).	<b>4</b>	
<b>5</b>	Net value of non-exempt-use assets (subtract line 4 from line 3)	<b>5</b>	
<b>6</b>	Multiply line 5 by .035	<b>6</b>	
<b>7</b>	Recoveries of prior-year distributions	<b>7</b>	
<b>8</b>	<b>Minimum Asset Amount</b> (add line 7 to line 6)	<b>8</b>	

<b>Section C - Distributable Amount</b>			Current Year
<b>1</b>	Adjusted net income for prior year (from Section A, line 8, Column A)	<b>1</b>	
<b>2</b>	Enter 85% of line 1	<b>2</b>	
<b>3</b>	Minimum asset amount for prior year (from Section B, line 8, Column A)	<b>3</b>	
<b>4</b>	Enter greater of line 2 or line 3	<b>4</b>	
<b>5</b>	Income tax imposed in prior year	<b>5</b>	
<b>6</b>	<b>Distributable Amount.</b> Subtract line 5 from line 4, unless subject to emergency temporary reduction (see instructions)	<b>6</b>	
<b>7</b>	<input type="checkbox"/> Check here if the current year is the organization's first as a non-functionally-integrated Type III supporting organization (see instructions).		

**Part V Type III Non-Functionally Integrated 509(a)(3) Supporting Organizations** (continued)

<b>Section D - Distributions</b>	<b>Current Year</b>
<b>1</b> Amounts paid to supported organizations to accomplish exempt purposes	
<b>2</b> Amounts paid to perform activity that directly furthers exempt purposes of supported organizations, in excess of income from activity	
<b>3</b> Administrative expenses paid to accomplish exempt purposes of supported organizations	
<b>4</b> Amounts paid to acquire exempt-use assets	
<b>5</b> Qualified set-aside amounts (prior IRS approval required)	
<b>6</b> Other distributions (describe in <b>Part VI</b> ). See instructions.	
<b>7 Total annual distributions.</b> Add lines 1 through 6.	
<b>8</b> Distributions to attentive supported organizations to which the organization is responsive (provide details in <b>Part VI</b> ). See instructions.	
<b>9</b> Distributable amount for 2015 from Section C, line 6	
<b>10</b> Line 8 amount divided by Line 9 amount	

<b>Section E - Distribution Allocations (see instructions)</b>	<b>(i) Excess Distributions</b>	<b>(ii) Underdistributions Pre-2015</b>	<b>(iii) Distributable Amount for 2015</b>
<b>1</b> Distributable amount for 2015 from Section C, line 6			
<b>2</b> Underdistributions, if any, for years prior to 2015 (reasonable cause required-see instructions)			
<b>3</b> Excess distributions carryover, if any, to 2015:			
<b>a</b>			
<b>b</b>			
<b>c</b>			
<b>d</b> From 2013 .....			
<b>e</b> From 2014 .....			
<b>f Total</b> of lines 3a through e			
<b>g</b> Applied to underdistributions of prior years			
<b>h</b> Applied to 2015 distributable amount			
<b>i</b> Carryover from 2010 not applied (see instructions)			
<b>j</b> Remainder. Subtract lines 3g, 3h, and 3i from 3f.			
<b>4</b> Distributions for 2015 from Section D, line 7: \$			
<b>a</b> Applied to underdistributions of prior years			
<b>b</b> Applied to 2015 distributable amount			
<b>c</b> Remainder. Subtract lines 4a and 4b from 4.			
<b>5</b> Remaining underdistributions for years prior to 2015, if any. Subtract lines 3g and 4a from line 2 (if amount greater than zero, see instructions).			
<b>6</b> Remaining underdistributions for 2015. Subtract lines 3h and 4b from line 1 (if amount greater than zero, see instructions).			
<b>7 Excess distributions carryover to 2016.</b> Add lines 3j and 4c.			
<b>8</b> Breakdown of line 7:			
<b>a</b>			
<b>b</b>			
<b>c</b> Excess from 2013 .....			
<b>d</b> Excess from 2014 .....			
<b>e</b> Excess from 2015 .....			



SCHEDULE D (Form 990)

Department of the Treasury Internal Revenue Service

Supplemental Financial Statements

Complete if the organization answered "Yes" on Form 990, Part IV, line 6, 7, 8, 9, 10, 11a, 11b, 11c, 11d, 11e, 11f, 12a, or 12b. Attach to Form 990.

OMB No. 1545-0047

2015

Open to Public Inspection

Information about Schedule D (Form 990) and its instructions is at www.irs.gov/form990.

Name of the organization

Employer identification number

Center for Coastal Studies, Inc.

04-2609788

Part I Organizations Maintaining Donor Advised Funds or Other Similar Funds or Accounts.

Complete if the organization answered "Yes" on Form 990, Part IV, line 6.

Table with 3 columns: Question, (a) Donor advised funds, (b) Funds and other accounts. Rows include total number at end of year, aggregate values, and questions about donor advisement.

Part II Conservation Easements.

Complete if the organization answered "Yes" on Form 990, Part IV, line 7.

Table with 2 columns: Question, Held at the End of the Tax Year. Rows include purpose of easements, total number, acreage, and monitoring details.

Part III Organizations Maintaining Collections of Art, Historical Treasures, or Other Similar Assets.

Complete if the organization answered "Yes" on Form 990, Part IV, line 8.

Table with 2 columns: Question, Amount. Rows include questions about reporting works of art and historical treasures.

**Part III Organizations Maintaining Collections of Art, Historical Treasures, or Other Similar Assets** (continued)

- 3** Using the organization's acquisition, accession, and other records, check any of the following that are a significant use of its collection items (check all that apply):
- a**  Public exhibition
  - b**  Scholarly research
  - c**  Preservation for future generations
  - d**  Loan or exchange programs
  - e**  Other .....
- 4** Provide a description of the organization's collections and explain how they further the organization's exempt purpose in Part XIII.
- 5** During the year, did the organization solicit or receive donations of art, historical treasures, or other similar assets to be sold to raise funds rather than to be maintained as part of the organization's collection?  Yes  No

**Part IV Escrow and Custodial Arrangements.**

Complete if the organization answered "Yes" on Form 990, Part IV, line 9, or reported an amount on Form 990, Part X, line 21.

- 1a** Is the organization an agent, trustee, custodian or other intermediary for contributions or other assets not included on Form 990, Part X?  Yes  No
- b** If "Yes," explain the arrangement in Part XIII and complete the following table:
- |  | Amount    |
|--|-----------|
| <b>c</b> Beginning balance .....             | <b>1c</b> |
| <b>d</b> Additions during the year .....     | <b>1d</b> |
| <b>e</b> Distributions during the year ..... | <b>1e</b> |
| <b>f</b> Ending balance .....                | <b>1f</b> |
- 2a** Did the organization include an amount on Form 990, Part X, line 21, for escrow or custodial account liability?  Yes  No
- b** If "Yes," explain the arrangement in Part XIII. Check here if the explanation has been provided on Part XIII

**Part V Endowment Funds.**

Complete if the organization answered "Yes" on Form 990, Part IV, line 10.

	(a) Current year	(b) Prior year	(c) Two years back	(d) Three years back	(e) Four years back
<b>1a</b> Beginning of year balance .....		212,513	201,110	173,887	244,339
<b>b</b> Contributions .....		185,000		53,500	94,946
<b>c</b> Net investment earnings, gains, and losses .....	1,603	15,880	27,245	6,628	
<b>d</b> Grants or scholarships .....					
<b>e</b> Other expenditures for facilities and programs .....			15,842	32,905	165,398
<b>f</b> Administrative expenses .....					
<b>g</b> End of year balance .....	414,855	413,393	212,513	201,110	173,887

- 2** Provide the estimated percentage of the current year end balance (line 1g, column (a)) held as:
- a** Board designated or quasi-endowment ▶ ..... %
  - b** Permanent endowment ▶ ..... %
  - c** Temporarily restricted endowment ▶ ..... %
- The percentages on lines 2a, 2b, and 2c should equal 100%.
- 3a** Are there endowment funds not in the possession of the organization that are held and administered for the organization by:
- |   | Yes | No       |
|---|-----|----------|
| <b>(i)</b> unrelated organizations .....  |     | <b>X</b> |
| <b>(ii)</b> related organizations .....   |     | <b>X</b> |
| <b>b</b> If "Yes" on line 3a(ii), are the related organizations listed as required on Schedule R? ..... |     |          |
- 4** Describe in Part XIII the intended uses of the organization's endowment funds.

**Part VI Land, Buildings, and Equipment.**

Complete if the organization answered "Yes" on Form 990, Part IV, line 11a. See Form 990, Part X, line 10.

Description of property	(a) Cost or other basis (investment)	(b) Cost or other basis (other)	(c) Accumulated depreciation	(d) Book value
<b>1a</b> Land .....		499,950		499,950
<b>b</b> Buildings .....		2,034,487		2,034,487
<b>c</b> Leasehold improvements .....				
<b>d</b> Equipment .....		1,137,972		1,137,972
<b>e</b> Other .....		628,117	2,291,429	-1,663,312
<b>Total.</b> Add lines 1a through 1e. (Column (d) must equal Form 990, Part X, column (B), line 10c.) .....				2,009,097

**Part VII Investments—Other Securities.**

Complete if the organization answered "Yes" on Form 990, Part IV, line 11b. See Form 990, Part X, line 12.

(a) Description of security or category (including name of security)	(b) Book value	(c) Method of valuation: Cost or end-of-year market value
(1) Financial derivatives		
(2) Closely-held equity interests		
(3) Other		
(A)		
(B)		
(C)		
(D)		
(E)		
(F)		
(G)		
(H)		
<b>Total.</b> (Column (b) must equal Form 990, Part X, col. (B) line 12.) ▶		

**Part VIII Investments—Program Related.**

Complete if the organization answered "Yes" on Form 990, Part IV, line 11c. See Form 990, Part X, line 13.

(a) Description of investment	(b) Book value	(c) Method of valuation: Cost or end-of-year market value
(1)		
(2)		
(3)		
(4)		
(5)		
(6)		
(7)		
(8)		
(9)		
<b>Total.</b> (Column (b) must equal Form 990, Part X, col. (B) line 13.) ▶		

**Part IX Other Assets.**

Complete if the organization answered "Yes" on Form 990, Part IV, line 11d. See Form 990, Part X, line 15.

(a) Description	(b) Book value
(1) <b>Dock rights</b>	<b>250,000</b>
(2)	
(3)	
(4)	
(5)	
(6)	
(7)	
(8)	
(9)	
<b>Total.</b> (Column (b) must equal Form 990, Part X, col. (B) line 15.) ▶	<b>250,000</b>

**Part X Other Liabilities.**

Complete if the organization answered "Yes" on Form 990, Part IV, line 11e or 11f. See Form 990, Part X, line 25.

1. (a) Description of liability	(b) Book value
(1) Federal income taxes	
(2) <b>403(b) payable</b>	<b>8,504</b>
(3) <b>403(b) director</b>	<b>1,346</b>
(4) <b>Accrued state sales tax</b>	<b>1,210</b>
(5)	
(6)	
(7)	
(8)	
(9)	
<b>Total.</b> (Column (b) must equal Form 990, Part X, col. (B) line 25.) ▶	<b>11,060</b>

2. Liability for uncertain tax positions. In Part XIII, provide the text of the footnote to the organization's financial statements that reports the organization's liability for uncertain tax positions under FIN 48 (ASC 740). Check here if the text of the footnote has been provided in Part XIII



**Part XI Reconciliation of Revenue per Audited Financial Statements With Revenue per Return.**

Complete if the organization answered "Yes" on Form 990, Part IV, line 12a.

1	Total revenue, gains, and other support per audited financial statements		1	3,676,382
2	Amounts included on line 1 but not on Form 990, Part VIII, line 12:			
a	Net unrealized gains (losses) on investments	2a	-2,121	
b	Donated services and use of facilities	2b		
c	Recoveries of prior year grants	2c		
d	Other (Describe in Part XIII.)	2d		
e	Add lines 2a through 2d	2e	-2,121	
3	Subtract line 2e from line 1		3	3,678,503
4	Amounts included on Form 990, Part VIII, line 12, but not on line 1:			
a	Investment expenses not included on Form 990, Part VIII, line 7b	4a		
b	Other (Describe in Part XIII.)	4b		
c	Add lines 4a and 4b	4c		
5	Total revenue. Add lines 3 and 4c. (This must equal Form 990, Part I, line 12.)		5	3,678,503

**Part XII Reconciliation of Expenses per Audited Financial Statements With Expenses per Return.**

Complete if the organization answered "Yes" on Form 990, Part IV, line 12a.

1	Total expenses and losses per audited financial statements		1	3,204,951
2	Amounts included on line 1 but not on Form 990, Part IX, line 25:			
a	Donated services and use of facilities	2a		
b	Prior year adjustments	2b		
c	Other losses	2c		
d	Other (Describe in Part XIII.)	2d		
e	Add lines 2a through 2d	2e		
3	Subtract line 2e from line 1		3	3,204,951
4	Amounts included on Form 990, Part IX, line 25, but not on line 1:			
a	Investment expenses not included on Form 990, Part VIII, line 7b	4a		
b	Other (Describe in Part XIII.)	4b		
c	Add lines 4a and 4b	4c		
5	Total expenses. Add lines 3 and 4c. (This must equal Form 990, Part I, line 18.)		5	3,204,951

**Part XIII Supplemental Information.**

Provide the descriptions required for Part II, lines 3, 5, and 9; Part III, lines 1a and 4; Part IV, lines 1b and 2b; Part V, line 4; Part X, line 2; Part XI, lines 2d and 4b; and Part XII, lines 2d and 4b. Also complete this part to provide any additional information.

**Part X - FIN 48 Footnote**

On July 1, 2009, the Center adopted the provisions of Financial Accounting Standards Board's, "Accounting for Uncertainty in Income Taxes." At December 31, 2015, the Center had no material unrecognized tax benefits and no adjustments to liabilities or operations were required. The Center's tax returns for the years ended December 31, 2013 through 2015, are subject to examination by the Internal Revenue Service and state taxing authorities, generally for the three years after they are filed.



**SCHEDULE G  
(Form 990 or 990-EZ)**

**Supplemental Information Regarding Fundraising or Gaming Activities**

OMB No. 1545-0047

Complete if the organization answered "Yes" on Form 990, Part IV, lines 17, 18, or 19, or if the organization entered more than \$15,000 on Form 990-EZ, line 6a.

**2015**

Department of the Treasury  
Internal Revenue Service

▶ Attach to Form 990 or Form 990-EZ.

Open to Public Inspection

▶ Information about Schedule G (Form 990 or 990-EZ) and its instructions is at [www.irs.gov/form990](http://www.irs.gov/form990).

Name of the organization

**Center for Coastal Studies, Inc.**

Employer identification number

**04-2609788**

**Part I Fundraising Activities.** Complete if the organization answered "Yes" on Form 990, Part IV, line 17. Form 990-EZ filers are not required to complete this part.

**1** Indicate whether the organization raised funds through any of the following activities. Check all that apply.

- a**  Mail solicitations
- b**  Internet and email solicitations
- c**  Phone solicitations
- d**  In-person solicitations
- e**  Solicitation of non-government grants
- f**  Solicitation of government grants
- g**  Special fundraising events

**2a** Did the organization have a written or oral agreement with any individual (including officers, directors, trustees or key employees listed in Form 990, Part VII) or entity in connection with professional fundraising services?  Yes  No

**b** If "Yes," list the ten highest paid individuals or entities (fundraisers) pursuant to agreements under which the fundraiser is to be compensated at least \$5,000 by the organization.

	(i) Name and address of individual or entity (fundraiser)	(ii) Activity	(iii) Did fundraiser have custody or control of contributions?		(iv) Gross receipts from activity	(v) Amount paid to (or retained by) fundraiser listed in col. (i)	(vi) Amount paid to (or retained by) organization
			Yes	No			
<b>1</b>							
<b>2</b>							
<b>3</b>							
<b>4</b>							
<b>5</b>							
<b>6</b>							
<b>7</b>							
<b>8</b>							
<b>9</b>							
<b>10</b>							
<b>Total</b>							

**3** List all states in which the organization is registered or licensed to solicit contributions or has been notified it is exempt from registration or licensing.

.....  
.....  
.....  
.....  
.....

**Part II Fundraising Events.** Complete if the organization answered "Yes" on Form 990, Part IV, line 18, or reported more than \$15,000 of fundraising event contributions and gross income on Form 990-EZ, lines 1 and 6b. List events with gross receipts greater than \$5,000.

		(a) Event #1	(b) Event #2	(c) Other events	(d) Total events
		<u>Special events</u> (event type)	_____ (event type)	<u>None</u> (total number)	(add col. (a) through col. (c))
Revenue	<b>1</b> Gross receipts .....	<b>50,486</b>			<b>50,486</b>
	<b>2</b> Less: Contributions .....				
	<b>3</b> Gross income (line 1 minus line 2) .....	<b>50,486</b>			<b>50,486</b>
Direct Expenses	<b>4</b> Cash prizes .....				
	<b>5</b> Noncash prizes .....				
	<b>6</b> Rent/facility costs .....				
	<b>7</b> Food and beverages .....				
	<b>8</b> Entertainment .....				
	<b>9</b> Other direct expenses .....				
	<b>10</b> Direct expense summary. Add lines 4 through 9 in column (d) .....				
<b>11</b> Net income summary. Subtract line 10 from line 3, column (d) .....				<b>50,486</b>	

**Part III Gaming.** Complete if the organization answered "Yes" on Form 990, Part IV, line 19, or reported more than \$15,000 on Form 990-EZ, line 6a.

		(a) Bingo	(b) Pull tabs/instant bingo/progressive bingo	(c) Other gaming	(d) Total gaming (add col. (a) through col. (c))
		_____	_____	_____	_____
Revenue	<b>1</b> Gross revenue .....				
Direct Expenses	<b>2</b> Cash prizes .....				
	<b>3</b> Noncash prizes .....				
	<b>4</b> Rent/facility costs .....				
	<b>5</b> Other direct expenses .....				
	<b>6</b> Volunteer labor .....	<input type="checkbox"/> Yes ..... % <input type="checkbox"/> No	<input type="checkbox"/> Yes ..... % <input type="checkbox"/> No	<input type="checkbox"/> Yes ..... % <input type="checkbox"/> No	
	<b>7</b> Direct expense summary. Add lines 2 through 5 in column (d) .....				
	<b>8</b> Net gaming income summary. Subtract line 7 from line 1, column (d) .....				

**9** Enter the state(s) in which the organization conducts gaming activities: .....

**a** Is the organization licensed to conduct gaming activities in each of these states?  Yes  No

**b** If "No," explain: .....

**10a** Were any of the organization's gaming licenses revoked, suspended or terminated during the tax year?  Yes  No

**b** If "Yes," explain: .....



**SCHEDULE O**  
**(Form 990 or 990-EZ)**

Department of the Treasury  
Internal Revenue Service

Name of the organization

**Supplemental Information to Form 990 or 990-EZ**

Complete to provide information for responses to specific questions on  
Form 990 or 990-EZ or to provide any additional information.

▶ Attach to Form 990 or 990-EZ.

▶ Information about Schedule O (Form 990 or 990-EZ) and its instructions is at [www.irs.gov/form990](http://www.irs.gov/form990).

OMB No. 1545-0047

**2015**

**Open to Public  
Inspection**

**Center for Coastal Studies, Inc.**

Employer identification number

**04-2609788**

**Form 990, Part VI, Line 11b - Organization's Process to Review Form 990**

Form 990 is reviewed by the President and CEO and treasurer before filing  
and is also made available to all Board members before filing.

**Form 990, Part VI, Line 12c - Enforcement of Conflicts Policy**

The Organization has recently created a conflict of interest policy for all  
directors and employees to sign annually.

**Form 990, Part VI, Line 15a - Compensation Process for Top Official**

Compensation involves use of comparable data and review and approval by the  
executive committee.

**Form 990, Part VI, Line 19 - Governing Documents Disclosure Explanation**

Form 990 and other governing documents are available upon written request  
to the President and CEO.

Form **4562**

**Depreciation and Amortization**  
(Including Information on Listed Property)

OMB No. 1545-0172

**2015**

Department of the Treasury  
Internal Revenue Service (99)

▶ Attach to your tax return.

▶ Information about Form 4562 and its separate instructions is at [www.irs.gov/form4562](http://www.irs.gov/form4562).

Attachment  
Sequence No. **179**

Name(s) shown on return

**Center for Coastal Studies, Inc.**

Identifying number

**04-2609788**

Business or activity to which this form relates

**Indirect Depreciation**

**Part I Election To Expense Certain Property Under Section 179**

**Note:** If you have any listed property, complete Part V before you complete Part I.

1	Maximum amount (see instructions)	1	<b>500,000</b>
2	Total cost of section 179 property placed in service (see instructions)	2	
3	Threshold cost of section 179 property before reduction in limitation (see instructions)	3	<b>2,000,000</b>
4	Reduction in limitation. Subtract line 3 from line 2. If zero or less, enter -0-	4	
5	Dollar limitation for tax year. Subtract line 4 from line 1. If zero or less, enter -0-. If married filing separately, see instructions	5	
6	(a) Description of property	(b) Cost (business use only)	(c) Elected cost
7	Listed property. Enter the amount from line 29	7	
8	Total elected cost of section 179 property. Add amounts in column (c), lines 6 and 7	8	
9	Tentative deduction. Enter the <b>smaller</b> of line 5 or line 8	9	
10	Carryover of disallowed deduction from line 13 of your 2014 Form 4562	10	
11	Business income limitation. Enter the smaller of business income (not less than zero) or line 5 (see instructions)	11	
12	Section 179 expense deduction. Add lines 9 and 10, but do not enter more than line 11	12	
13	Carryover of disallowed deduction to 2016. Add lines 9 and 10, less line 12	▶ 13	

**Note:** Do not use Part II or Part III below for listed property. Instead, use Part V.

**Part II Special Depreciation Allowance and Other Depreciation (Do not include listed property.) (See instructions.)**

14	Special depreciation allowance for qualified property (other than listed property) placed in service during the tax year (see instructions)	14	
15	Property subject to section 168(f)(1) election	15	
16	Other depreciation (including ACRS)	16	<b>167,781</b>

**Part III MACRS Depreciation (Do not include listed property.) (See instructions.)**

**Section A**

17	MACRS deductions for assets placed in service in tax years beginning before 2015	17	<b>0</b>
18	If you are electing to group any assets placed in service during the tax year into one or more general asset accounts, check here	▶ <input type="checkbox"/>	

**Section B—Assets Placed in Service During 2015 Tax Year Using the General Depreciation System**

(a) Classification of property	(b) Month and year placed in service	(c) Basis for depreciation (business/investment use only—see instructions)	(d) Recovery period	(e) Convention	(f) Method	(g) Depreciation deduction
19a 3-year property						
b 5-year property						
c 7-year property						
d 10-year property						
e 15-year property						
f 20-year property						
g 25-year property			25 yrs.		S/L	
h Residential rental property			27.5 yrs.	MM	S/L	
i Nonresidential real property			39 yrs.	MM	S/L	

**Section C—Assets Placed in Service During 2015 Tax Year Using the Alternative Depreciation System**

20a	Class life				S/L	
b	12-year		12 yrs.		S/L	
c	40-year		40 yrs.	MM	S/L	

**Part IV Summary (See instructions.)**

21	Listed property. Enter amount from line 28	21	<b>5,319</b>
22	<b>Total.</b> Add amounts from line 12, lines 14 through 17, lines 19 and 20 in column (g), and line 21. Enter here and on the appropriate lines of your return. Partnerships and S corporations—see instructions	22	<b>173,100</b>
23	For assets shown above and placed in service during the current year, enter the portion of the basis attributable to section 263A costs	23	

**For Paperwork Reduction Act Notice, see separate instructions.**

Form **4562** (2015)

Part V Listed Property (Include automobiles, certain other vehicles, certain aircraft, certain computers, and property used for entertainment, recreation, or amusement.)

Note: For any vehicle for which you are using the standard mileage rate or deducting lease expense, complete only 24a, 24b, columns (a) through (c) of Section A, all of Section B, and Section C if applicable.

Section A—Depreciation and Other Information (Caution: See the instructions for limits for passenger automobiles.)

24a Do you have evidence to support the business/investment use claimed? 24b If "Yes," is the evidence written? 25 Special depreciation allowance for qualified listed property placed in service during the tax year and used more than 50% in a qualified business use (see instructions) 26 Property used more than 50% in a qualified business use: 2014 Toyota Tacoma Pick Up Truck 05/30/14 100.00% 26,592 26,592 5.0 S/L- 5,319 27 Property used 50% or less in a qualified business use: 28 Add amounts in column (h), lines 25 through 27. Enter here and on line 21, page 1 28 5,319 29 Add amounts in column (i), line 26. Enter here and on line 7, page 1 29

Section B—Information on Use of Vehicles

Complete this section for vehicles used by a sole proprietor, partner, or other "more than 5% owner," or related person. If you provided vehicles to your employees, first answer the questions in Section C to see if you meet an exception to completing this section for those vehicles.

30 Total business/investment miles driven during the year (do not include commuting miles) 31 Total commuting miles driven during the year 32 Total other personal (noncommuting) miles driven 33 Total miles driven during the year. Add lines 30 through 32 34 Was the vehicle available for personal use during off-duty hours? 35 Was the vehicle used primarily by a more than 5% owner or related person? 36 Is another vehicle available for personal use?

Section C—Questions for Employers Who Provide Vehicles for Use by Their Employees

Answer these questions to determine if you meet an exception to completing Section B for vehicles used by employees who are not more than 5% owners or related persons (see instructions).

37 Do you maintain a written policy statement that prohibits all personal use of vehicles, including commuting, by your employees? 38 Do you maintain a written policy statement that prohibits personal use of vehicles, except commuting, by your employees? See the instructions for vehicles used by corporate officers, directors, or 1% or more owners 39 Do you treat all use of vehicles by employees as personal use? 40 Do you provide more than five vehicles to your employees, obtain information from your employees about the use of the vehicles, and retain the information received? 41 Do you meet the requirements concerning qualified automobile demonstration use? (See instructions.) Note: If your answer to 37, 38, 39, 40, or 41 is "Yes," do not complete Section B for the covered vehicles.

Part VI Amortization

(a) Description of costs (b) Date amortization begins (c) Amortizable amount (d) Code section (e) Amortization period or percentage (f) Amortization for this year 42 Amortization of costs that begins during your 2015 tax year (see instructions): 43 Amortization of costs that began before your 2015 tax year 43 44 Total. Add amounts in column (f). See the instructions for where to report 44



## Federal Asset Report

## Form 990, Page 1

Asset	Description	Date In Service	Cost	Bus %	Sec 179	Bonus	Basis for Depr	PerConv	Meth	Prior	Current
<b>Other Depreciation:</b>											
1	Engine - IBIS	3/16/07	26,521				26,521	10	MO200DB	22,367	1,846
2	Camera	5/31/07	1,099				1,099	5	MO200DB	1,099	0
3	Life vest	10/18/07	1,967				1,967	5	MO200DB	1,967	0
4	Fluormeter	2/23/07	6,863				6,863	5	MO200DB	6,863	0
5	Turbidity meter kit	6/08/07	893				893	5	MO200DB	893	0
6	Sterilizer	11/16/07	4,034				4,034	5	MO200DB	4,034	0
7	Laboratory equipment	10/22/07	3,104				3,104	5	MO200DB	3,104	0
8	Zodiac trailer	8/01/98	1,500				1,500	5	MO S/L	1,500	0
9	Infaltable (2)	7/01/98	11,990				11,990	5	MO S/L	11,990	0
10	Trailer	7/01/98	4,222				4,222	5	MO S/L	4,222	0
11	Outboard motor	7/01/98	1,575				1,575	5	MO S/L	1,575	0
12	Life raft	7/01/99	2,595				2,595	5	MO S/L	2,595	0
13	1998 Dodge	7/01/98	2,200				2,200	3	MO S/L	2,200	0
14	Microscopes	7/01/99	3,870				3,870	5	MO S/L	3,870	0
15	Biomedical receivers	7/01/99	1,481				1,481	5	MO S/L	1,481	0
16	Electronic equipment	7/01/99	8,103				8,103	5	MO S/L	8,103	0
17	Infaltable boats (2)	7/01/99	7,127				7,127	5	MO S/L	7,127	0
18	Electronic equipment	7/01/99	2,240				2,240	5	MO S/L	2,240	0
19	Electronic equipment	7/01/99	12,222				12,222	5	MO S/L	12,222	0
20	Equipment	7/01/99	3,781				3,781	5	MO S/L	3,781	0
21	Camcorders (2)	7/01/00	2,975				2,975	5	MO S/L	2,975	0
22	Equipment	7/01/00	1,265				1,265	5	MO S/L	1,265	0
23	Computer	7/01/00	1,007				1,007	5	MO S/L	1,007	0
24	Electronics	7/01/00	5,762				5,762	5	MO S/L	5,762	0
25	25 hp Johnson outboard	7/01/00	1,600				1,600	5	MO S/L	1,600	0
26	DVD camera	7/01/00	755				755	5	MO S/L	755	0
27	Sea drop	7/01/00	865				865	5	MO S/L	865	0
28	Computer	7/01/00	1,838				1,838	5	MO S/L	1,838	0
29	Fluorometer	12/01/00	4,042				4,042	5	MO S/L	4,042	0
30	435Z projector	7/01/00	4,325				4,325	5	MO S/L	4,325	0
31	2 biomedical receivers	7/01/00	2,032				2,032	5	MO S/L	2,032	0
32	1999 express trailer	7/01/00	2,101				2,101	5	MO S/L	2,101	0
33	Yamaha engine	7/01/00	2,700				2,700	5	MO S/L	2,700	0
34	Hose system	7/01/00	4,941				4,941	5	MO S/L	4,941	0
35	Computer equipment	7/01/01	12,013				12,013	5	MO S/L	12,013	0
36	Digital camera	7/01/01	3,173				3,173	5	MO S/L	3,173	0
37	Thinkpad	7/01/01	1,112				1,112	5	MO S/L	1,112	0
38	Office desks etc	7/01/01	6,421				6,421	5	MO S/L	6,421	0
39	Equipment	7/01/01	580				580	5	MO S/L	580	0
40	Drogues	7/01/01	1,917				1,917	5	MO S/L	1,917	0
41	Camera	7/01/01	2,448				2,448	5	MO S/L	2,448	0
42	Computer equipment	7/01/01	4,204				4,204	5	MO S/L	4,204	0
43	Equipment	7/01/00	660				660	5	MO S/L	660	0
44	Equipment	7/01/01	1,257				1,257	5	MO S/L	1,257	0
45	Hard drive	7/01/01	1,500				1,500	5	MO S/L	1,500	0
46	Equipment	7/01/01	2,210				2,210	5	MO S/L	2,210	0
47	Coolsan	7/01/01	1,710				1,710	5	MO S/L	1,710	0
48	Shearwater	7/01/00	193,511				193,511	5	MO S/L	193,511	0
49	S/W (2) 350hp diesel engines	11/30/00	57,786				57,786	10	MO S/L	57,786	0
50	Original building	7/01/78	53,811				53,811	30	MO S/L	53,811	0
51	Improvements	7/01/84	4,557				4,557	18	MO S/L	4,557	0
52	Improvements	7/01/85	1,178				1,178	18	MO S/L	1,178	0
53	Improvements	7/01/86	3,832				3,832	18	MO S/L	3,832	0
54	Improvements	7/01/87	7,514				7,514	18	MO S/L	7,514	0
55	Cottage improvements	7/01/88	32,072				32,072	18	MO S/L	32,072	0
56	Improvements	7/01/89	2,371				2,371	18	MO S/L	2,371	0
57	Photo vault	7/01/90	4,069				4,069	18	MO S/L	4,069	0
58	Carpeting	7/01/90	466				466	10	MO S/L	466	0
59	Improvements	12/31/92	3,184				3,184	18	MO S/L	3,184	0
60	Improvements	7/01/93	1,602				1,602	18	MO S/L	1,602	0
61	Carpeting	7/01/93	1,059				1,059	10	MO S/L	1,059	0
62	Electrical improvements	7/01/94	843				843	10	MO S/L	843	0
63	Bulkhead	7/01/94	26,700				26,700	30	MO S/L	17,800	890
64	Race point	7/01/98	29,900				29,900	17	MO S/L	29,017	883
65	Building - 115 Bradford	7/01/01	510,597				510,597	30	MO S/L	226,304	15,601
Sold/Scrapped: 11/30/15											
66	Land - original	7/01/78	29,129				29,129	0	-- Land	0	0
67	Land - 115 Bradford	7/01/01	251,499				251,499	0	-- Land	0	0

## Federal Asset Report

## Form 990, Page 1

Asset	Description	Date In Service	Cost	Bus %	Sec 179 Bonus	Basis for Depr	PerConv Meth	Prior	Current
Sold/Scrapped: 11/30/15									
68	File cabinet	7/01/02	513			513	5 MO S/L	513	0
69	15 hp outboard (net)	7/01/02	1,263			1,263	5 MO S/L	1,263	0
70	7 airconditioners	7/01/02	2,056			2,056	5 MO S/L	2,056	0
71	Trailer	7/01/02	1,459			1,459	5 MO S/L	1,459	0
72	Digital walkman w/screen	7/01/02	721			721	5 MO S/L	721	0
73	Rigging	7/01/02	811			811	5 MO S/L	811	0
74	Telemetry	7/01/02	11,788			11,788	5 MO S/L	11,788	0
75	Rigging	7/01/02	5,628			5,628	5 MO S/L	5,628	0
76	Equipment	7/01/02	1,818			1,818	5 MO S/L	1,818	0
77	Telemetry	7/01/02	12,940			12,940	5 MO S/L	12,940	0
78	Rigging	7/01/02	7,360			7,360	5 MO S/L	7,360	0
79	Cannon digital camera	7/01/02	2,501			2,501	5 MO S/L	2,501	0
80	Laptop	7/01/02	1,228			1,228	5 MO S/L	1,228	0
81	DSL hookup	7/01/02	1,423			1,423	5 MO S/L	1,423	0
82	Computer	7/01/02	1,429			1,429	5 MO S/L	1,429	0
83	Computer	7/01/02	1,203			1,203	5 MO S/L	1,203	0
84	Boat	7/01/02	7,000			7,000	5 MO S/L	7,000	0
85	Storage shed	7/01/03	1,418			1,418	5 MO S/L	1,418	0
86	RV Ibis	7/01/03	189,255			189,255	10 MO S/L	189,255	0
87	Aquatic echo system	7/01/03	1,595			1,595	5 MO S/L	1,595	0
88	Photo equipment	6/03/03	4,356			4,356	5 MO S/L	4,356	0
89	Aviation coveralls	5/22/03	3,919			3,919	5 MO S/L	3,919	0
90	Digital camera	6/18/03	1,500			1,500	5 MO S/L	1,500	0
91	Cyropoter	7/08/03	623			623	5 MO S/L	623	0
92	ADF unit	3/14/03	1,695			1,695	5 MO S/L	1,695	0
93	Outboard motor	7/29/03	3,510			3,510	5 MO S/L	3,510	0
94	Electronics	5/15/03	3,932			3,932	5 MO S/L	3,932	0
95	Computer	2/26/03	1,499			1,499	5 MO S/L	1,499	0
96	Apple computer	7/01/03	1,578			1,578	5 MO S/L	1,578	0
97	Laptop computer	5/15/03	2,871			2,871	5 MO S/L	2,871	0
98	Computers	6/11/03	7,250			7,250	5 MO S/L	7,250	0
99	Equipment	7/01/03	862			862	5 MO S/L	862	0
100	Electronic equipment	10/15/03	2,960			2,960	5 MO S/L	2,960	0
101	Location beacon	11/19/03	4,523			4,523	5 MO S/L	4,523	0
102	Headsets	12/22/03	1,669			1,669	5 MO S/L	1,669	0
103	Computer	10/30/03	1,413			1,413	5 MO S/L	1,413	0
104	Dell computer	10/29/04	1,084			1,084	5 MO S/L	1,084	0
105	Carpeting	6/15/04	2,028			2,028	5 MO S/L	2,028	0
106	Spring loaded knife	5/03/04	2,489			2,489	5 MO S/L	2,489	0
107	SS pole gimble & custom handle	4/27/04	2,250			2,250	5 MO S/L	2,250	0
108	Dartgun modification	12/03/04	950			950	5 MO S/L	950	0
109	Flowmeter	5/10/04	604			604	5 MO S/L	604	0
110	Stereomicroscope	5/03/04	3,263			3,263	5 MO S/L	3,263	0
111	Tow cable and accessories	7/26/04	4,670			4,670	5 MO S/L	4,670	0
112	2 flight suits	1/23/04	762			762	5 MO S/L	762	0
113	Digital camera	4/30/04	1,910			1,910	5 MO S/L	1,910	0
114	Canon digital camera	4/20/04	1,500			1,500	5 MO S/L	1,500	0
115	Canon digital camera	3/31/04	2,092			2,092	5 MO S/L	2,092	0
116	Olympus digital camera	6/02/04	1,156			1,156	5 MO S/L	1,156	0
117	Sony digital camera	3/31/04	2,192			2,192	5 MO S/L	2,192	0
118	Air conditioner	8/10/04	903			903	5 MO S/L	903	0
119	2 Zodiacs & 2 Honda outboard	6/25/04	15,756			15,756	5 MO S/L	15,756	0
120	Dell computer 7 FS monitor	2/17/04	2,110			2,110	5 MO S/L	2,110	0
121	HP designkeet printer	1/30/04	1,410			1,410	5 MO S/L	1,410	0
122	Wireless network	2/05/04	1,293			1,293	5 MO S/L	1,293	0
123	Custom built computer	8/04/04	848			848	5 MO S/L	848	0
124	Domorperfect software	3/09/04	8,349			8,349	3 MO S/L	8,349	0
125	Software program	4/02/04	2,000			2,000	3 MO S/L	2,000	0
126	Toshiba satellite P10 S429	1/01/04	1,727			1,727	5 MO S/L	1,727	0
128	Dock - building	4/12/05	4,900			4,900	15 MO S/L	3,185	327
129	Scientific equipment	10/28/05	6,987			6,987	5 MO S/L	6,987	0
130	Camera equipment	2/25/05	933			933	5 MO S/L	933	0
131	Camera equipment	12/23/05	1,779			1,779	5 MO S/L	1,779	0
132	Land annex	2/15/06	500,000			500,000	0 -- Land	0	0
133	Building annex	2/15/06	2,030,762			2,030,762	30 MO S/L	598,932	67,692
134	Desk	1/03/06	1,845			1,845	5 MO S/L	1,845	0
135	Computer	6/13/06	3,772			3,772	5 MO S/L	3,772	0
136	Camera equipment	6/09/06	754			754	5 MO S/L	754	0
137	Satellite tracking equipment	3/22/06	21,284			21,284	5 MO S/L	21,284	0
138	Survival suits	9/19/06	1,017			1,017	3 MO S/L	1,017	0

## Federal Asset Report

## Form 990, Page 1

Asset	Description	Date In Service	Cost	Bus %	Sec 179B	Sec Bonus	Basis for Depr	PerConv Meth	Prior	Current
139	Satellite tracking equipment	6/16/06	16,688				16,688	5 MO S/L	16,688	0
140	Camera equipment	3/08/06	2,991				2,991	5 MO S/L	2,991	0
141	Ecological test equipment	3/31/06	11,011				11,011	5 MO S/L	11,011	0
142	Electronic equipment	9/16/06	33,209				33,209	5 MO S/L	33,209	0
143	Boat - Sea Sprite	5/12/08	9,330				9,330	10 MO S/L	6,220	933
144	Cemera body	5/06/08	1,114				1,114	5 MO S/L	1,114	0
145	2 life vests	11/05/08	1,340				1,340	5 MO S/L	1,340	0
146	Hi flex hose	10/22/08	1,616				1,616	5 MO S/L	1,616	0
147	GPS	10/23/08	2,381				2,381	5 MO S/L	2,381	0
148	Lab scale	3/21/08	1,295				1,295	5 MO S/L	1,295	0
149	Dive suits	3/21/08	1,295				1,295	5 MO S/L	1,295	0
150	Camera	7/21/08	1,356				1,356	5 MO S/L	1,356	0
151	YSI equipment	8/18/08	3,564				3,564	5 MO S/L	3,564	0
152	Antenna	4/22/08	618				618	5 MO S/L	618	0
153	GPS	7/21/08	890				890	5 MO S/L	890	0
154	Sewer system	3/24/08	3,725				3,725	30 MO S/L	839	124
155	Photo equipment	6/14/09	3,995				3,995	5 MO S/L	3,995	0
156	Equipment	8/18/09	1,170				1,170	5 MO S/L	1,170	0
157	Camera	6/22/09	1,213				1,213	5 MO S/L	1,213	0
158	Computer	8/10/09	864				864	5 MO S/L	864	0
159	Aviation overalls	11/25/09	1,590				1,590	5 MO S/L	1,590	0
160	POD	11/30/09	3,000				3,000	5 MO S/L	3,000	0
161	Equipment	10/14/09	6,150				6,150	5 MO S/L	6,150	0
162	Sea floor mapping	11/02/09	154,338				154,338	5 MO S/L	154,338	0
163	Assembly for sonar	11/02/09	6,900				6,900	5 MO S/L	6,900	0
164	Hydrographic equipment	11/25/09	4,600				4,600	5 MO S/L	4,600	0
165	Sea floor mapping equipment	12/09/09	42,474				42,474	5 MO S/L	42,474	0
166	Photo equipment	7/27/09	10,237				10,237	5 MO S/L	10,237	0
167	Boats - Seaway	7/01/09	10,000				10,000	10 MO S/L	5,500	1,000
168	Liferaft - Shearwater	8/02/10	2,175				2,175	10 MO S/L	961	217
169	Engine - IBIS	2/09/10	41,775				41,775	10 MO S/L	20,540	4,177
170	Pick up truck	2/08/10	4,800				4,800	5 MO S/L	4,720	80
171	GPS	3/03/10	4,506				4,506	5 MO S/L	4,356	150
172	Procasc	3/16/10	1,481				1,481	5 MO S/L	1,407	74
173	GPS	1/29/10	2,098				2,098	5 MO S/L	2,063	35
174	Sea horse TCM	3/29/10	4,320				4,320	5 MO S/L	4,104	216
175	Plankton sampler	1/29/10	1,057				1,057	5 MO S/L	1,039	18
176	Emergency locator beacon	6/08/10	833				833	5 MO S/L	764	69
177	Clutch - bluefin	5/31/10	8,276				8,276	5 MO S/L	7,587	689
178	Microscope	8/02/10	3,000				3,000	5 MO S/L	2,650	350
179	Probe	9/15/10	2,603				2,603	5 MO S/L	2,256	347
180	Seacat profiler	12/16/10	21,655				21,655	5 MO S/L	17,324	4,331
181	Microscope	12/28/10	690				690	5 MO S/L	552	138
182	Underwater camera	7/01/10	919				919	5 MO S/L	827	92
183	Data storage	7/12/10	884				884	5 MO S/L	795	89
184	Diving gear	3/20/10	804				804	5 MO S/L	763	41
185	GPS for Seaway	7/11/11	1,400				1,400	5 MO S/L	980	280
186	Generator	8/31/11	780				780	5 MO S/L	520	156
187	Night vision binoculars	3/04/11	732				732	5 MO S/L	561	147
188	Digital camera	7/07/11	1,664				1,664	5 MO S/L	1,164	333
189	Aircrew dry suit	7/29/11	1,847				1,847	5 MO S/L	1,262	370
190	10 meter DMS cable	4/08/11	1,704				1,704	5 MO S/L	1,278	341
191	Altimeter	11/02/11	4,970				4,970	5 MO S/L	3,148	994
192	20 satellite tags	5/24/11	42,000				42,000	5 MO S/L	30,100	8,400
193	Camcorder	8/15/11	1,298				1,298	5 MO S/L	887	259
194	Laser range finder	8/19/11	821				821	5 MO S/L	548	164
195	Analyzer & silicate cartridge	3/17/11	8,827				8,827	5 MO S/L	7,020	1,766
196	Refrigerator	12/31/11	759				759	5 MO S/L	455	152
197	1995 Eastern 27 Lobster 26'	4/18/12	15,000				15,000	10 MO S/L	4,000	1,500
198	Silver Ships	12/12/12	24,009				24,009	10 MO S/L	5,002	2,401
199	Turtle bag	6/22/12	608				608	5 MO S/L	304	121
200	Staples - wireless n-nsa	3/23/12	975				975	5 MO S/L	536	195
201	Frigidaire freezer upright	7/28/12	759				759	5 MO S/L	367	152
202	Hypack survey software	1/23/12	850				850	5 MO S/L	496	170
203	Australian style darts	1/01/12	18,600				18,600	5 MO S/L	11,160	3,720
204	Wildlife computers Spot 200 implant	3/16/12	42,000				42,000	5 MO S/L	23,100	8,400
205	Load bearing data cable wet pluggable	1/13/12	1,491				1,491	5 MO S/L	895	298
206	QSR-2100 sensor #10544	2/17/12	1,540				1,540	5 MO S/L	872	308
207	Heatbath 4ml. 110v	4/09/12	541				541	7 MO S/L	213	77
208	HP printer P7-1206 PC	7/31/12	770				770	5 MO S/L	372	154
209	Mackay Iridium Extreme 9575 Hand Held Unit	7/31/12	1,425				1,425	7 MO S/L	492	204

## Federal Asset Report

## Form 990, Page 1

Asset	Description	Date In Service	Cost	Bus %	Sec 179 Bonus	Basis for Depr	PerConv Meth	Prior	Current
210	Pelican #1550 Pro Case w/Dividers	9/19/12	510			510	5 MO S/L	230	102
211	Tactical Aircrew Dry Suit MSF 300M	11/13/12	2,000			2,000	5 MO S/L	867	400
212	Tactical Aircrew Dry Suit MSF-300	10/17/12	2,000			2,000	5 MO S/L	867	400
213	Keystone trimble	10/26/12	4,700			4,700	5 MO S/L	2,037	940
214	ASM, C3D-LPM Pod w/tritech mod	10/02/12	2,090			2,090	5 MO S/L	941	418
215	CastAway-CTD conductivity temperature & depth	10/11/12	5,111			5,111	5 MO S/L	2,300	1,022
216	Side scan Sonar	11/05/12	7,195			7,195	5 MO S/L	3,118	1,439
217	Xterra MS C18 Column 3.5	8/06/12	558			558	5 MO S/L	269	112
218	Pump - auxilliary 2	12/13/12	1,233			1,233	5 MO S/L	514	247
219	Tactical Aircrew Dry Suit	10/17/12	2,000			2,000	5 MO S/L	867	400
220	Aluminum telescoping arm	8/20/13	3,000			3,000	5 MO S/L	800	600
221	Dual frequency side scan	5/02/13	43,843			43,843	5 MO S/L	14,614	8,769
222	Conference phone	5/15/13	667			667	5 MO S/L	222	133
223	Camcorder and case	1/31/13	727			727	5 MO S/L	279	145
224	Cabinet for flamables	3/27/13	1,479			1,479	5 MO S/L	518	295
225	GPS antenna cable	8/30/13	527			527	5 MO S/L	141	105
226	Pro plus instrument & probe	8/19/13	3,076			3,076	5 MO S/L	820	616
227	Tide gauge	5/14/13	648			648	5 MO S/L	216	130
229	Electra-Dyne Utility Windlass	6/13/14	1,403			1,403	10 MO S/L	82	140
230	6205 System 50/1600 side scan sonar	5/19/14	92,000			92,000	5 MO S/L	10,733	18,400
231	Castaway CTD	6/03/14	5,345			5,345	5 MO S/L	624	1,069
232	Cabinet for flamables	7/22/14	625			625	5 MO S/L	52	125
233	Storage shed	9/09/14	2,123			2,123	7 MO S/L	101	303
<b>Total Other Depreciation</b>			<u>5,130,488</u>			<u>5,130,488</u>		<u>2,357,135</u>	<u>167,781</u>
<b>Total ACRS and Other Depreciation</b>			<u>5,130,488</u>			<u>5,130,488</u>		<u>2,357,135</u>	<u>167,781</u>
<b>Listed Property:</b>									
228	2014 Toyota Tacoma Pick Up Truck	5/30/14	26,592			26,592	5 MO S/L	3,102	5,319
			<u>26,592</u>			<u>26,592</u>		<u>3,102</u>	<u>5,319</u>
<b>Grand Totals</b>			5,157,080			5,157,080		2,360,237	173,100
<b>Less: Dispositions and Transfers</b>			762,096			762,096		226,304	15,601
<b>Less: Start-up/Org Expense</b>			0			0		0	0
<b>Net Grand Totals</b>			<u>4,394,984</u>			<u>4,394,984</u>		<u>2,133,933</u>	<u>157,499</u>

## MA Asset Report

## Form 990, Page 1

Asset	Description	Date In Service	Cost	Basis for Depr	MA Prior	MA Current	Federal Current	Difference Fed - MA
<b>Other Depreciation:</b>								
1	Engine - IBIS	3/16/07	26,521	26,521	22,610	1,738	1,846	108
2	Camera	5/31/07	1,099	1,099	1,099	0	0	0
3	Life vest	10/18/07	1,967	1,967	1,967	0	0	0
4	Fluormeter	2/23/07	6,863	6,863	6,863	0	0	0
5	Turbidity meter kit	6/08/07	893	893	893	0	0	0
6	Sterilizer	11/16/07	4,034	4,034	4,034	0	0	0
7	Laboratory equipment	10/22/07	3,104	3,104	3,104	0	0	0
8	Zodiac trailer	8/01/98	1,500	1,500	1,500	0	0	0
9	Infaltable (2)	7/01/98	11,990	11,990	11,990	0	0	0
10	Trailer	7/01/98	4,222	4,222	4,222	0	0	0
11	Outboard motor	7/01/98	1,575	1,575	1,575	0	0	0
12	Life raft	7/01/99	2,595	2,595	2,595	0	0	0
13	1998 Dodge	7/01/98	2,200	2,200	2,200	0	0	0
14	Microscopes	7/01/99	3,870	3,870	3,870	0	0	0
15	Biomedical receivers	7/01/99	1,481	1,481	1,481	0	0	0
16	Electronic equipment	7/01/99	8,103	8,103	8,103	0	0	0
17	Infaltable boats (2)	7/01/99	7,127	7,127	7,127	0	0	0
18	Electronic equipment	7/01/99	2,240	2,240	2,240	0	0	0
19	Electronic equipment	7/01/99	12,222	12,222	12,222	0	0	0
20	Equipment	7/01/99	3,781	3,781	3,781	0	0	0
21	Camcorders (2)	7/01/00	2,975	2,975	2,975	0	0	0
22	Equipment	7/01/00	1,265	1,265	1,265	0	0	0
23	Computer	7/01/00	1,007	1,007	1,007	0	0	0
24	Electronics	7/01/00	5,762	5,762	5,762	0	0	0
25	25 hp Johnson outboard	7/01/00	1,600	1,600	1,600	0	0	0
26	DVD camera	7/01/00	755	755	755	0	0	0
27	Sea drop	7/01/00	865	865	865	0	0	0
28	Computer	7/01/00	1,838	1,838	1,838	0	0	0
29	Fluorometer	12/01/00	4,042	4,042	4,042	0	0	0
30	435Z projector	7/01/00	4,325	4,325	4,325	0	0	0
31	2 biomedical receivers	7/01/00	2,032	2,032	2,032	0	0	0
32	1999 express trailer	7/01/00	2,101	2,101	2,101	0	0	0
33	Yamaha engine	7/01/00	2,700	2,700	2,700	0	0	0
34	Hose system	7/01/00	4,941	4,941	4,941	0	0	0
35	Computer equipment	7/01/01	12,013	12,013	12,013	0	0	0
36	Digital camera	7/01/01	3,173	3,173	3,173	0	0	0
37	Thinkpad	7/01/01	1,112	1,112	1,112	0	0	0
38	Office desks etc	7/01/01	6,421	6,421	6,421	0	0	0
39	Equipment	7/01/01	580	580	580	0	0	0
40	Drogues	7/01/01	1,917	1,917	1,917	0	0	0
41	Camera	7/01/01	2,448	2,448	2,448	0	0	0
42	Computer equipment	7/01/01	4,204	4,204	4,204	0	0	0
43	Equipment	7/01/00	660	660	660	0	0	0
44	Equipment	7/01/01	1,257	1,257	1,257	0	0	0
45	Hard drive	7/01/01	1,500	1,500	1,500	0	0	0
46	Equipment	7/01/01	2,210	2,210	2,210	0	0	0
47	Coolsan	7/01/01	1,710	1,710	1,710	0	0	0
48	Shearwater	7/01/00	193,511	193,511	193,511	0	0	0
49	S/W (2) 350hp diesel engines	11/30/00	57,786	57,786	57,786	0	0	0
50	Original building	7/01/78	53,811	53,811	53,811	0	0	0
51	Improvements	7/01/84	4,557	4,557	4,557	0	0	0
52	Improvements	7/01/85	1,178	1,178	1,178	0	0	0
53	Improvements	7/01/86	3,832	3,832	3,832	0	0	0
54	Improvements	7/01/87	7,514	7,514	7,514	0	0	0
55	Cottage improvements	7/01/88	32,072	32,072	32,072	0	0	0
56	Improvements	7/01/89	2,371	2,371	2,371	0	0	0
57	Photo vault	7/01/90	4,069	4,069	4,069	0	0	0
58	Carpeting	7/01/90	466	466	466	0	0	0
59	Improvements	12/31/92	3,184	3,184	3,184	0	0	0
60	Improvements	7/01/93	1,602	1,602	1,602	0	0	0
61	Carpeting	7/01/93	1,059	1,059	1,059	0	0	0
62	Electrical improvements	7/01/94	843	843	843	0	0	0
63	Bulkhead	7/01/94	26,700	26,700	18,245	890	890	0
64	Race point	7/01/98	29,900	29,900	29,021	879	883	4
65	Building - 115 Bradford	7/01/01	510,597	510,597	226,304	15,602	15,601	-1
	Sold/Scrapped: 11/30/15							
66	Land - original	7/01/78	29,129	29,129	0	0	0	0
67	Land - 115 Bradford	7/01/01	251,499	251,499	0	0	0	0

## MA Asset Report

## Form 990, Page 1

Asset	Description	Date In Service	Cost	Basis for Depr	MA Prior	MA Current	Federal Current	Difference Fed - MA	
	Sold/Scrapped: 11/30/15								
68	File cabinet	7/01/02	513	513	513	0	0	0	
69	15 hp outboard (net)	7/01/02	1,263	1,263	1,263	0	0	0	
70	7 airconditioners	7/01/02	2,056	2,056	2,056	0	0	0	
71	Trailer	7/01/02	1,459	1,459	1,459	0	0	0	
72	Digital walkman w/screen	7/01/02	721	721	721	0	0	0	
73	Rigging	7/01/02	811	811	811	0	0	0	
74	Telemetry	7/01/02	11,788	11,788	11,788	0	0	0	
75	Rigging	7/01/02	5,628	5,628	5,628	0	0	0	
76	Equipment	7/01/02	1,818	1,818	1,818	0	0	0	
77	Telemetry	7/01/02	12,940	12,940	12,940	0	0	0	
78	Rigging	7/01/02	7,360	7,360	7,360	0	0	0	
79	Cannon digital camera	7/01/02	2,501	2,501	2,501	0	0	0	
80	Laptop	7/01/02	1,228	1,228	1,228	0	0	0	
81	DSL hookup	7/01/02	1,423	1,423	1,423	0	0	0	
82	Computer	7/01/02	1,429	1,429	1,429	0	0	0	
83	Computer	7/01/02	1,203	1,203	1,203	0	0	0	
84	Boat	7/01/02	7,000	7,000	7,000	0	0	0	
85	Storage shed	7/01/03	1,418	1,418	1,418	0	0	0	
86	RV Ibis	7/01/03	189,255	189,255	189,255	0	0	0	
87	Aquatic echo system	7/01/03	1,595	1,595	1,595	0	0	0	
88	Photo equipment	6/03/03	4,356	4,356	4,356	0	0	0	
89	Aviation coveralls	5/22/03	3,919	3,919	3,919	0	0	0	
90	Digital camera	6/18/03	1,500	1,500	1,500	0	0	0	
91	Cyroporter	7/08/03	623	623	623	0	0	0	
92	ADF unit	3/14/03	1,695	1,695	1,695	0	0	0	
93	Outboard motor	7/29/03	3,510	3,510	3,510	0	0	0	
94	Electronics	5/15/03	3,932	3,932	3,932	0	0	0	
95	Computer	2/26/03	1,499	1,499	1,499	0	0	0	
96	Apple computer	7/01/03	1,578	1,578	1,578	0	0	0	
97	Laptop computer	5/15/03	2,871	2,871	2,871	0	0	0	
98	Computers	6/11/03	7,250	7,250	7,250	0	0	0	
99	Equipment	7/01/03	862	862	862	0	0	0	
100	Electronic equipment	10/15/03	2,960	2,960	2,960	0	0	0	
101	Location beacon	11/19/03	4,523	4,523	4,523	0	0	0	
102	Headsets	12/22/03	1,669	1,669	1,669	0	0	0	
103	Computer	10/30/03	1,413	1,413	1,413	0	0	0	
104	Dell computer	10/29/04	1,084	1,084	1,084	0	0	0	
105	Carpeting	6/15/04	2,028	2,028	2,028	0	0	0	
106	Spring loaded knife	5/03/04	2,489	2,489	2,489	0	0	0	
107	SS pole gimble & custom handle	4/27/04	2,250	2,250	2,250	0	0	0	
108	Dartgun modification	12/03/04	950	950	950	0	0	0	
109	Flowmeter	5/10/04	604	604	604	0	0	0	
110	Stereomicroscope	5/03/04	3,263	3,263	3,263	0	0	0	
111	Tow cable and accessories	7/26/04	4,670	4,670	4,670	0	0	0	
112	2 flight suits	1/23/04	762	762	762	0	0	0	
113	Digital camera	4/30/04	1,910	1,910	1,910	0	0	0	
114	Canon digital camera	4/20/04	1,500	1,500	1,500	0	0	0	
115	Canon digital camera	3/31/04	2,092	2,092	2,092	0	0	0	
116	Olympus digital camera	6/02/04	1,156	1,156	1,156	0	0	0	
117	Sony digital camera	3/31/04	2,192	2,192	2,192	0	0	0	
118	Air conditioner	8/10/04	903	903	903	0	0	0	
119	2 Zodiacs & 2 Honda outboard	6/25/04	15,756	15,756	15,756	0	0	0	
120	Dell computer 7 FS monitor	2/17/04	2,110	2,110	2,110	0	0	0	
121	HP designkeet printer	1/30/04	1,410	1,410	1,410	0	0	0	
122	Wireless network	2/05/04	1,293	1,293	1,293	0	0	0	
123	Custom built computer	8/04/04	848	848	848	0	0	0	
124	Domorperfect software	3/09/04	8,349	8,349	8,349	0	0	0	
125	Software program	4/02/04	2,000	2,000	2,000	0	0	0	
126	Toshiba satellite P10 S429	1/01/04	1,727	1,727	1,727	0	0	0	
128	Dock - building	4/12/05	4,900	4,900	3,185	327	327	0	
129	Scientific equipment	10/28/05	6,987	6,987	6,987	0	0	0	
130	Camera equipment	2/25/05	933	933	933	0	0	0	
131	Camera equipment	12/23/05	1,779	1,779	1,779	0	0	0	
132	Land annex	2/15/06	500,000	500,000	0	0	0	0	
133	Building annex	2/15/06	2,030,762	2,030,762	603,588	67,692	67,692	0	
134	Desk	1/03/06	1,845	1,845	1,845	0	0	0	
135	Computer	6/13/06	3,772	3,772	3,772	0	0	0	
136	Camera equipment	6/09/06	754	754	754	0	0	0	
137	Satellite tracking equipment	3/22/06	21,284	21,284	21,284	0	0	0	
138	Survival suits	9/19/06	1,017	1,017	1,017	0	0	0	

## MA Asset Report

## Form 990, Page 1

Asset	Description	Date In Service	Cost	Basis for Depr	MA Prior	MA Current	Federal Current	Difference Fed - MA
139	Satellite tracking equipment	6/16/06	16,688	16,688	16,688	0	0	0
140	Camera equipment	3/08/06	2,991	2,991	2,991	0	0	0
141	Ecological test equipment	3/31/06	11,011	11,011	11,011	0	0	0
142	Electronic equipment	9/16/06	33,209	33,209	33,209	0	0	0
143	Boat - Sea Sprite	5/12/08	9,330	9,330	6,220	933	933	0
144	Camera body	5/06/08	1,114	1,114	1,114	0	0	0
145	2 life vests	11/05/08	1,340	1,340	1,340	0	0	0
146	Hi flex hose	10/22/08	1,616	1,616	1,616	0	0	0
147	GPS	10/23/08	2,381	2,381	2,381	0	0	0
148	Lab scale	3/21/08	1,295	1,295	1,295	0	0	0
149	Dive suits	3/21/08	1,295	1,295	1,295	0	0	0
150	Camera	7/21/08	1,356	1,356	1,356	0	0	0
151	YSI equipment	8/18/08	3,564	3,564	3,564	0	0	0
152	Antenna	4/22/08	618	618	618	0	0	0
153	GPS	7/21/08	890	890	890	0	0	0
154	Sewer system	3/24/08	3,725	3,725	838	124	124	0
155	Photo equipment	6/14/09	3,995	3,995	3,995	0	0	0
156	Equipment	8/18/09	1,170	1,170	1,170	0	0	0
157	Camera	6/22/09	1,213	1,213	1,213	0	0	0
158	Computer	8/10/09	864	864	864	0	0	0
159	Aviation overalls	11/25/09	1,590	1,590	1,590	0	0	0
160	POD	11/30/09	3,000	3,000	3,000	0	0	0
161	Equipment	10/14/09	6,150	6,150	6,150	0	0	0
162	Sea floor mapping	11/02/09	154,338	154,338	154,338	0	0	0
163	Assembly for sonar	11/02/09	6,900	6,900	6,900	0	0	0
164	Hydrographic equipment	11/25/09	4,600	4,600	4,600	0	0	0
165	Sea floor mapping equipment	12/09/09	42,474	42,474	42,474	0	0	0
166	Photo equipment	7/27/09	10,237	10,237	10,237	0	0	0
167	Boats - Seaway	7/01/09	10,000	10,000	5,500	1,000	1,000	0
168	Liferaft - Shearwater	8/02/10	2,175	2,175	961	217	217	0
169	Engine - IBIS	2/09/10	41,775	41,775	20,539	4,178	4,177	-1
170	Pick up truck	2/08/10	4,800	4,800	4,720	80	80	0
171	GPS	3/03/10	4,506	4,506	4,356	150	150	0
172	Procase	3/16/10	1,481	1,481	1,407	74	74	0
173	GPS	1/29/10	2,098	2,098	2,063	35	35	0
174	Sea horse TCM	3/29/10	4,320	4,320	4,104	216	216	0
175	Plankton sampler	1/29/10	1,057	1,057	1,039	18	18	0
176	Emergency locator beacon	6/08/10	833	833	764	69	69	0
177	Clutch - bluefin	5/31/10	8,276	8,276	7,586	690	689	-1
178	Microscope	8/02/10	3,000	3,000	2,650	350	350	0
179	Probe	9/15/10	2,603	2,603	2,256	347	347	0
180	Seacat profiler	12/16/10	21,655	21,655	17,324	4,331	4,331	0
181	Microscope	12/28/10	690	690	552	138	138	0
182	Underwater camera	7/01/10	919	919	827	92	92	0
183	Data storage	7/12/10	884	884	796	88	89	1
184	Diving gear	3/20/10	804	804	764	40	41	1
185	GPS for Seaway	7/11/11	1,400	1,400	980	280	280	0
186	Generator	8/31/11	780	780	520	156	156	0
187	Night vision binoculars	3/04/11	732	732	561	147	147	0
188	Digital camera	7/07/11	1,664	1,664	1,165	333	333	0
189	Aircrew dry suit	7/29/11	1,847	1,847	1,262	370	370	0
190	10 meter DMS cable	4/08/11	1,704	1,704	1,278	341	341	0
191	Altimeter	11/02/11	4,970	4,970	3,148	994	994	0
192	20 satellite tags	5/24/11	42,000	42,000	30,100	8,400	8,400	0
193	Camcorder	8/15/11	1,298	1,298	887	260	259	-1
194	Laser range finder	8/19/11	821	821	547	165	164	-1
195	Analyzer & silicate cartridge	3/17/11	8,827	8,827	6,620	1,766	1,766	0
196	Refrigerator	12/31/11	759	759	455	152	152	0
197	1995 Eastern 27 Lobster 26'	4/18/12	15,000	15,000	4,000	1,500	1,500	0
198	Silver Ships	12/12/12	24,009	24,009	5,002	2,401	2,401	0
199	Turtle bag	6/22/12	608	608	304	121	121	0
200	Staples - wireless n-nsa	3/23/12	975	975	536	195	195	0
201	Frigidaire freezer upright	7/28/12	759	759	367	152	152	0
202	Hypack survey software	1/23/12	850	850	496	170	170	0
203	Australian style darts	1/01/12	18,600	18,600	11,160	3,720	3,720	0
204	Wildlife computers Spot 200 implant	3/16/12	42,000	42,000	23,100	8,400	8,400	0
205	Load bearing data cable wet pluggable	1/13/12	1,491	1,491	895	298	298	0
206	QSR-2100 sensor #10544	2/17/12	1,540	1,540	872	308	308	0
207	Heatbath 4ml. 110v	4/09/12	541	541	213	77	77	0
208	HP printer P7-1206 PC	7/31/12	770	770	372	154	154	0
209	Mackay Iridium Extreme 9575 Hand Held Unit	7/31/12	1,425	1,425	492	204	204	0

**MA Asset Report****Form 990, Page 1**

Asset	Description	Date In Service	Cost	Basis for Depr	MA Prior	MA Current	Federal Current	Difference Fed - MA
210	Pelican #1550 Pro Case w/Dividers	9/19/12	510	510	230	102	102	0
211	Tactical Aircrew Dry Suit MSF 300M	11/13/12	2,000	2,000	867	400	400	0
212	Tactical Aircrew Dry Suit MSF-300	10/17/12	2,000	2,000	867	400	400	0
213	Keystone trimble	10/26/12	4,700	4,700	2,037	940	940	0
214	ASM, C3D-LPM Pod w/tritech mod	10/02/12	2,090	2,090	941	418	418	0
215	CastAway-CTD conductivity temperature & depth	10/02/12	5,111	5,111	2,300	1,022	1,022	0
216	Side scan Sonar	11/05/12	7,195	7,195	3,118	1,439	1,439	0
217	Xterra MS C18 Column 3.5	8/06/12	558	558	269	112	112	0
218	Pump - auxilliary 2	12/13/12	1,233	1,233	514	247	247	0
219	Tactical Aircrew Dry Suit	10/17/12	2,000	2,000	867	400	400	0
220	Aluminum telescoping arm	8/20/13	3,000	3,000	800	600	600	0
221	Dual frequency side scan	5/02/13	43,843	43,843	14,614	8,769	8,769	0
222	Conference phone	5/15/13	667	667	222	133	133	0
223	Camcorder and case	1/31/13	727	727	279	145	145	0
224	Cabinet for flamables	3/27/13	1,479	1,479	518	295	295	0
225	GPS antenna cable	8/30/13	527	527	141	105	105	0
226	Pro plus instrument & probe	8/19/13	3,076	3,076	820	616	616	0
227	Tide gauge	5/14/13	648	648	216	130	130	0
229	Electra-Dyne Utility Windlass	6/13/14	1,403	1,403	82	140	140	0
230	6205 System 50/1600 side scan sonar	5/19/14	92,000	92,000	10,733	18,400	18,400	0
231	Castaway CTD	6/03/14	5,345	5,345	624	1,069	1,069	0
232	Cabinet for flamables	7/22/14	625	625	52	125	125	0
233	Storage shed	9/09/14	2,123	2,123	101	303	303	0
<b>Total Other Depreciation</b>			<u>5,130,488</u>	<u>5,130,488</u>	<u>2,362,082</u>	<u>167,672</u>	<u>167,781</u>	<u>109</u>
<b>Total ACRS and Other Depreciation</b>			<u>5,130,488</u>	<u>5,130,488</u>	<u>2,362,082</u>	<u>167,672</u>	<u>167,781</u>	<u>109</u>
<b>Listed Property:</b>								
228	2014 Toyota Tacoma Pick Up Truck	5/30/14	26,592	26,592	3,102	5,319	5,319	0
			<u>26,592</u>	<u>26,592</u>	<u>3,102</u>	<u>5,319</u>	<u>5,319</u>	<u>0</u>
<b>Grand Totals</b>			5,157,080	5,157,080	2,365,184	172,991	173,100	109
<b>Less: Dispositions</b>			762,096	762,096	226,304	15,602	15,601	-1
<b>Less: Start-up/Org Expense</b>			0	0	0	0	0	0
<b>Net Grand Totals</b>			<u>4,394,984</u>	<u>4,394,984</u>	<u>2,138,880</u>	<u>157,389</u>	<u>157,499</u>	<u>110</u>



# Depreciation Adjustment Report

## All Business Activities

<u>Form</u>	<u>Unit</u>	<u>Asset</u>	<u>Description</u>	<u>Tax</u>	<u>AMT</u>	<u>AMT Adjustments/ Preferences</u>
<b>There are no assets that meet the criteria of this report</b>						

Asset	Description	Date In Service	Cost	Tax	AMT
<b>Other Depreciation:</b>					
1	Engine - IBIS	3/16/07	26,521	1,846	0
2	Camera	5/31/07	1,099	0	0
3	Life vest	10/18/07	1,967	0	0
4	Fluormeter	2/23/07	6,863	0	0
5	Turbidity meter kit	6/08/07	893	0	0
6	Sterilizer	11/16/07	4,034	0	0
7	Laboratory equipment	10/22/07	3,104	0	0
8	Zodiac trailer	8/01/98	1,500	0	0
9	Infaltable (2)	7/01/98	11,990	0	0
10	Trailer	7/01/98	4,222	0	0
11	Outboard motor	7/01/98	1,575	0	0
12	Life raft	7/01/99	2,595	0	0
13	1998 Dodge	7/01/98	2,200	0	0
14	Microscopes	7/01/99	3,870	0	0
15	Biomedical receivers	7/01/99	1,481	0	0
16	Electronic equipment	7/01/99	8,103	0	0
17	Infaltable boats (2)	7/01/99	7,127	0	0
18	Electronic equipment	7/01/99	2,240	0	0
19	Electronic equipment	7/01/99	12,222	0	0
20	Equipment	7/01/99	3,781	0	0
21	Camcorders (2)	7/01/00	2,975	0	0
22	Equipment	7/01/00	1,265	0	0
23	Computer	7/01/00	1,007	0	0
24	Electronics	7/01/00	5,762	0	0
25	25 hp Johnson outboard	7/01/00	1,600	0	0
26	DVD camera	7/01/00	755	0	0
27	Sea drop	7/01/00	865	0	0
28	Computer	7/01/00	1,838	0	0
29	Fluorometer	12/01/00	4,042	0	0
30	435Z projector	7/01/00	4,325	0	0
31	2 biomedical receivers	7/01/00	2,032	0	0
32	1999 express trailer	7/01/00	2,101	0	0
33	Yamaha engine	7/01/00	2,700	0	0
34	Hose system	7/01/00	4,941	0	0
35	Computer equipment	7/01/01	12,013	0	0
36	Digital camera	7/01/01	3,173	0	0
37	Thinkpad	7/01/01	1,112	0	0
38	Office desks etc	7/01/01	6,421	0	0
39	Equipment	7/01/01	580	0	0
40	Drogues	7/01/01	1,917	0	0
41	Camera	7/01/01	2,448	0	0
42	Computer equipment	7/01/01	4,204	0	0
43	Equipment	7/01/00	660	0	0
44	Equipment	7/01/01	1,257	0	0
45	Hard drive	7/01/01	1,500	0	0
46	Equipment	7/01/01	2,210	0	0
47	Coolsan	7/01/01	1,710	0	0
48	Shearwater	7/01/00	193,511	0	0
49	S/W (2) 350hp diesel engines	11/30/00	57,786	0	0
50	Original building	7/01/78	53,811	0	0
51	Improvements	7/01/84	4,557	0	0
52	Improvements	7/01/85	1,178	0	0
53	Improvements	7/01/86	3,832	0	0
54	Improvements	7/01/87	7,514	0	0
55	Cottage improvements	7/01/88	32,072	0	0
56	Improvements	7/01/89	2,371	0	0
57	Photo vault	7/01/90	4,069	0	0
58	Carpeting	7/01/90	466	0	0
59	Improvements	12/31/92	3,184	0	0
60	Improvements	7/01/93	1,602	0	0
61	Carpeting	7/01/93	1,059	0	0
62	Electrical improvements	7/01/94	843	0	0
63	Bulkhead	7/01/94	26,700	890	0
64	Race point	7/01/98	29,900	0	0
66	Land - original	7/01/78	29,129	0	0
68	File cabinet	7/01/02	513	0	0
69	15 hp outboard (net)	7/01/02	1,263	0	0

Asset	Description	Date In Service	Cost	Tax	AMT
70	7 airconditioners	7/01/02	2,056	0	0
71	Trailer	7/01/02	1,459	0	0
72	Digital walkman w/screen	7/01/02	721	0	0
73	Rigging	7/01/02	811	0	0
74	Telemetry	7/01/02	11,788	0	0
75	Rigging	7/01/02	5,628	0	0
76	Equipment	7/01/02	1,818	0	0
77	Telemetry	7/01/02	12,940	0	0
78	Rigging	7/01/02	7,360	0	0
79	Cannon digital camera	7/01/02	2,501	0	0
80	Laptop	7/01/02	1,228	0	0
81	DSL hookup	7/01/02	1,423	0	0
82	Computer	7/01/02	1,429	0	0
83	Computer	7/01/02	1,203	0	0
84	Boat	7/01/02	7,000	0	0
85	Storage shed	7/01/03	1,418	0	0
86	RV Ibis	7/01/03	189,255	0	0
87	Aquatic echo system	7/01/03	1,595	0	0
88	Photo equipment	6/03/03	4,356	0	0
89	Aviation coveralls	5/22/03	3,919	0	0
90	Digital camera	6/18/03	1,500	0	0
91	Cyoreporter	7/08/03	623	0	0
92	ADF unit	3/14/03	1,695	0	0
93	Outboard motor	7/29/03	3,510	0	0
94	Electronics	5/15/03	3,932	0	0
95	Computer	2/26/03	1,499	0	0
96	Apple computer	7/01/03	1,578	0	0
97	Laptop computer	5/15/03	2,871	0	0
98	Computers	6/11/03	7,250	0	0
99	Equipment	7/01/03	862	0	0
100	Electronic equipment	10/15/03	2,960	0	0
101	Location beacon	11/19/03	4,523	0	0
102	Headsets	12/22/03	1,669	0	0
103	Computer	10/30/03	1,413	0	0
104	Dell computer	10/29/04	1,084	0	0
105	Carpeting	6/15/04	2,028	0	0
106	Spring loaded knife	5/03/04	2,489	0	0
107	SS pole gimble & custom handle	4/27/04	2,250	0	0
108	Dartgun modification	12/03/04	950	0	0
109	Flowmeter	5/10/04	604	0	0
110	Stereomicroscope	5/03/04	3,263	0	0
111	Tow cable and accessories	7/26/04	4,670	0	0
112	2 flight suits	1/23/04	762	0	0
113	Digital camera	4/30/04	1,910	0	0
114	Canon digital camera	4/20/04	1,500	0	0
115	Canon digital camera	3/31/04	2,092	0	0
116	Olympus digital camera	6/02/04	1,156	0	0
117	Sony digital camera	3/31/04	2,192	0	0
118	Air conditioner	8/10/04	903	0	0
119	2 Zodiacs & 2 Honda outboard	6/25/04	15,756	0	0
120	Dell computer 7 FS monitor	2/17/04	2,110	0	0
121	HP designkeet printer	1/30/04	1,410	0	0
122	Wireless network	2/05/04	1,293	0	0
123	Custom built computer	8/04/04	848	0	0
124	Domorperfect software	3/09/04	8,349	0	0
125	Software program	4/02/04	2,000	0	0
126	Toshiba satellite P10 S429	1/01/04	1,727	0	0
128	Dock - building	4/12/05	4,900	326	0
129	Scientific equipment	10/28/05	6,987	0	0
130	Camera equipment	2/25/05	933	0	0
131	Camera equipment	12/23/05	1,779	0	0
132	Land annex	2/15/06	500,000	0	0
133	Building annex	2/15/06	2,030,762	67,692	0
134	Desk	1/03/06	1,845	0	0
135	Computer	6/13/06	3,772	0	0
136	Camera equipment	6/09/06	754	0	0
137	Satellite tracking equipment	3/22/06	21,284	0	0
138	Survival suits	9/19/06	1,017	0	0
139	Satellite tracking equipment	6/16/06	16,688	0	0
140	Camera equipment	3/08/06	2,991	0	0
141	Ecological test equipment	3/31/06	11,011	0	0

Asset	Description	Date In Service	Cost	Tax	AMT
142	Electronic equipment	9/16/06	33,209	0	0
143	Boat - Sea Sprite	5/12/08	9,330	933	0
144	Cemera body	5/06/08	1,114	0	0
145	2 life vests	11/05/08	1,340	0	0
146	Hi flex hose	10/22/08	1,616	0	0
147	GPS	10/23/08	2,381	0	0
148	Lab scale	3/21/08	1,295	0	0
149	Dive suits	3/21/08	1,295	0	0
150	Camera	7/21/08	1,356	0	0
151	YSI equipment	8/18/08	3,564	0	0
152	Antenna	4/22/08	618	0	0
153	GPS	7/21/08	890	0	0
154	Sewer system	3/24/08	3,725	124	0
155	Photo equipment	6/14/09	3,995	0	0
156	Equipment	8/18/09	1,170	0	0
157	Camera	6/22/09	1,213	0	0
158	Computer	8/10/09	864	0	0
159	Aviation overalls	11/25/09	1,590	0	0
160	POD	11/30/09	3,000	0	0
161	Equipment	10/14/09	6,150	0	0
162	Sea floor mapping	11/02/09	154,338	0	0
163	Assembly for sonar	11/02/09	6,900	0	0
164	Hydrographic equipment	11/25/09	4,600	0	0
165	Sea floor mapping equipment	12/09/09	42,474	0	0
166	Photo equipment	7/27/09	10,237	0	0
167	Boats - Seaway	7/01/09	10,000	1,000	0
168	Liferaft - Shearwater	8/02/10	2,175	218	0
169	Engine - IBIS	2/09/10	41,775	4,178	0
170	Pick up truck	2/08/10	4,800	0	0
171	GPS	3/03/10	4,506	0	0
172	Procase	3/16/10	1,481	0	0
173	GPS	1/29/10	2,098	0	0
174	Sea horse TCM	3/29/10	4,320	0	0
175	Plankton sampler	1/29/10	1,057	0	0
176	Emergency locator beacon	6/08/10	833	0	0
177	Clutch - bluefin	5/31/10	8,276	0	0
178	Microscope	8/02/10	3,000	0	0
179	Probe	9/15/10	2,603	0	0
180	Seacat profiler	12/16/10	21,655	0	0
181	Microscope	12/28/10	690	0	0
182	Underwater camera	7/01/10	919	0	0
183	Data storage	7/12/10	884	0	0
184	Diving gear	3/20/10	804	0	0
185	GPS for Seaway	7/11/11	1,400	140	0
186	Generator	8/31/11	780	104	0
187	Night vision binoculars	3/04/11	732	24	0
188	Digital camera	7/07/11	1,664	167	0
189	Aircrew dry suit	7/29/11	1,847	215	0
190	10 meter DMS cable	4/08/11	1,704	85	0
191	Altimeter	11/02/11	4,970	828	0
192	20 satellite tags	5/24/11	42,000	3,500	0
193	Camcorder	8/15/11	1,298	152	0
194	Laser range finder	8/19/11	821	109	0
195	Analyzer & silicate cartridge	3/17/11	8,827	41	0
196	Refrigerator	12/31/11	759	152	0
197	1995 Eastern 27 Lobster 26'	4/18/12	15,000	1,500	0
198	Silver Ships	12/12/12	24,009	2,401	0
199	Turtle bag	6/22/12	608	122	0
200	Staples - wireless n-nsa	3/23/12	975	195	0
201	Frigidaire freezer upright	7/28/12	759	151	0
202	Hypack survey software	1/23/12	850	170	0
203	Australian style darts	1/01/12	18,600	3,720	0
204	Wildlife computers Spot 200 implant	3/16/12	42,000	8,400	0
205	Load bearing data cable wet pluggable	1/13/12	1,491	298	0
206	QSR-2100 sensor #10544	2/17/12	1,540	308	0
207	Heatbath 4ml. 110v	4/09/12	541	77	0
208	HP printer P7-1206 PC	7/31/12	770	154	0
209	Mackay Iridium Extreme 9575 Hand Held Unit	7/31/12	1,425	203	0
210	Pelican #1550 Pro Case w/Dividers	9/19/12	510	102	0
211	Tactical Aircrew Dry Suit MSF 300M	11/13/12	2,000	400	0
212	Tactical Aircrew Dry Suit MSF-300	10/17/12	2,000	400	0

<u>Asset</u>	<u>Description</u>	<u>Date In Service</u>	<u>Cost</u>	<u>Tax</u>	<u>AMT</u>
213	Keystone trimble	10/26/12	4,700	940	0
214	ASM, C3D-LPM Pod w/tritech mod	10/02/12	2,090	418	0
215	CastAway-CTD conductivity temperature & depth	10/12/12	5,111	1,023	0
216	Side scan Sonar	11/05/12	7,195	1,439	0
217	Xterra MS C18 Column 3.5	8/06/12	558	112	0
218	Pump - auxilliary 2	12/13/12	1,233	246	0
219	Tactical Aircrew Dry Suit	10/17/12	2,000	400	0
220	Aluminum telescoping arm	8/20/13	3,000	600	0
221	Dual frequency side scan	5/02/13	43,843	8,768	0
222	Conference phone	5/15/13	667	134	0
223	Camcorder and case	1/31/13	727	145	0
224	Cabinet for flammables	3/27/13	1,479	296	0
225	GPS antenna cable	8/30/13	527	105	0
226	Pro plus instrument & probe	8/19/13	3,076	615	0
227	Tide gauge	5/14/13	648	129	0
229	Electra-Dyne Utility Windlass	6/13/14	1,403	141	0
230	6205 System 50/1600 side scan sonar	5/19/14	92,000	18,400	0
231	Castaway CTD	6/03/14	5,345	1,069	0
232	Cabinet for flammables	7/22/14	625	125	0
233	Storage shed	9/09/14	2,123	304	0
	<b>Total Other Depreciation</b>		<u>4,368,392</u>	<u>136,734</u>	<u>0</u>
	<b>Total ACRS and Other Depreciation</b>		<u><u>4,368,392</u></u>	<u><u>136,734</u></u>	<u><u>0</u></u>
<b>Listed Property:</b>					
228	2014 Toyota Tacoma Pick Up Truck	5/30/14	26,592	3,350	0
			<u>26,592</u>	<u>3,350</u>	<u>0</u>
	<b>Grand Totals</b>		<u><u>4,394,984</u></u>	<u><u>140,084</u></u>	<u><u>0</u></u>

Asset	Description	Date In Service	Cost	MA
<b>Other Depreciation:</b>				
1	Engine - IBIS	3/16/07	26,521	1,738
2	Camera	5/31/07	1,099	0
3	Life vest	10/18/07	1,967	0
4	Fluormeter	2/23/07	6,863	0
5	Turbidity meter kit	6/08/07	893	0
6	Sterilizer	11/16/07	4,034	0
7	Laboratory equipment	10/22/07	3,104	0
8	Zodiac trailer	8/01/98	1,500	0
9	Infaltable (2)	7/01/98	11,990	0
10	Trailer	7/01/98	4,222	0
11	Outboard motor	7/01/98	1,575	0
12	Life raft	7/01/99	2,595	0
13	1998 Dodge	7/01/98	2,200	0
14	Microscopes	7/01/99	3,870	0
15	Biomedical receivers	7/01/99	1,481	0
16	Electronic equipment	7/01/99	8,103	0
17	Infaltable boats (2)	7/01/99	7,127	0
18	Electronic equipment	7/01/99	2,240	0
19	Electronic equipment	7/01/99	12,222	0
20	Equipment	7/01/99	3,781	0
21	Camcorders (2)	7/01/00	2,975	0
22	Equipment	7/01/00	1,265	0
23	Computer	7/01/00	1,007	0
24	Electronics	7/01/00	5,762	0
25	25 hp Johnson outboard	7/01/00	1,600	0
26	DVD camera	7/01/00	755	0
27	Sea drop	7/01/00	865	0
28	Computer	7/01/00	1,838	0
29	Fluorometer	12/01/00	4,042	0
30	435Z projector	7/01/00	4,325	0
31	2 biomedical receivers	7/01/00	2,032	0
32	1999 express trailer	7/01/00	2,101	0
33	Yamaha engine	7/01/00	2,700	0
34	Hose system	7/01/00	4,941	0
35	Computer equipment	7/01/01	12,013	0
36	Digital camera	7/01/01	3,173	0
37	Thinkpad	7/01/01	1,112	0
38	Office desks etc	7/01/01	6,421	0
39	Equipment	7/01/01	580	0
40	Drogues	7/01/01	1,917	0
41	Camera	7/01/01	2,448	0
42	Computer equipment	7/01/01	4,204	0
43	Equipment	7/01/00	660	0
44	Equipment	7/01/01	1,257	0
45	Hard drive	7/01/01	1,500	0
46	Equipment	7/01/01	2,210	0
47	Coolsan	7/01/01	1,710	0
48	Shearwater	7/01/00	193,511	0
49	S/W (2) 350hp diesel engines	11/30/00	57,786	0
50	Original building	7/01/78	53,811	0
51	Improvements	7/01/84	4,557	0
52	Improvements	7/01/85	1,178	0
53	Improvements	7/01/86	3,832	0
54	Improvements	7/01/87	7,514	0
55	Cottage improvements	7/01/88	32,072	0
56	Improvements	7/01/89	2,371	0
57	Photo vault	7/01/90	4,069	0
58	Carpeting	7/01/90	466	0
59	Improvements	12/31/92	3,184	0
60	Improvements	7/01/93	1,602	0
61	Carpeting	7/01/93	1,059	0
62	Electrical improvements	7/01/94	843	0
63	Bulkhead	7/01/94	26,700	890
64	Race point	7/01/98	29,900	0
66	Land - original	7/01/78	29,129	0
68	File cabinet	7/01/02	513	0
69	15 hp outboard (net)	7/01/02	1,263	0

Asset	Description	Date In Service	Cost	MA
70	7 airconditioners	7/01/02	2,056	0
71	Trailer	7/01/02	1,459	0
72	Digital walkman w/screen	7/01/02	721	0
73	Rigging	7/01/02	811	0
74	Telemetry	7/01/02	11,788	0
75	Rigging	7/01/02	5,628	0
76	Equipment	7/01/02	1,818	0
77	Telemetry	7/01/02	12,940	0
78	Rigging	7/01/02	7,360	0
79	Cannon digital camera	7/01/02	2,501	0
80	Laptop	7/01/02	1,228	0
81	DSL hookup	7/01/02	1,423	0
82	Computer	7/01/02	1,429	0
83	Computer	7/01/02	1,203	0
84	Boat	7/01/02	7,000	0
85	Storage shed	7/01/03	1,418	0
86	RV Ibis	7/01/03	189,255	0
87	Aquatic echo system	7/01/03	1,595	0
88	Photo equipment	6/03/03	4,356	0
89	Aviation coveralls	5/22/03	3,919	0
90	Digital camera	6/18/03	1,500	0
91	Cyoreporter	7/08/03	623	0
92	ADF unit	3/14/03	1,695	0
93	Outboard motor	7/29/03	3,510	0
94	Electronics	5/15/03	3,932	0
95	Computer	2/26/03	1,499	0
96	Apple computer	7/01/03	1,578	0
97	Laptop computer	5/15/03	2,871	0
98	Computers	6/11/03	7,250	0
99	Equipment	7/01/03	862	0
100	Electronic equipment	10/15/03	2,960	0
101	Location beacon	11/19/03	4,523	0
102	Headsets	12/22/03	1,669	0
103	Computer	10/30/03	1,413	0
104	Dell computer	10/29/04	1,084	0
105	Carpeting	6/15/04	2,028	0
106	Spring loaded knife	5/03/04	2,489	0
107	SS pole gimble & custom handle	4/27/04	2,250	0
108	Dartgun modification	12/03/04	950	0
109	Flowmeter	5/10/04	604	0
110	Stereomicroscope	5/03/04	3,263	0
111	Tow cable and accessories	7/26/04	4,670	0
112	2 flight suits	1/23/04	762	0
113	Digital camera	4/30/04	1,910	0
114	Canon digital camera	4/20/04	1,500	0
115	Canon digital camera	3/31/04	2,092	0
116	Olympus digital camera	6/02/04	1,156	0
117	Sony digital camera	3/31/04	2,192	0
118	Air conditioner	8/10/04	903	0
119	2 Zodiacs & 2 Honda outboard	6/25/04	15,756	0
120	Dell computer 7 FS monitor	2/17/04	2,110	0
121	HP designkeet printer	1/30/04	1,410	0
122	Wireless network	2/05/04	1,293	0
123	Custom built computer	8/04/04	848	0
124	Domorperfect software	3/09/04	8,349	0
125	Software program	4/02/04	2,000	0
126	Toshiba satellite P10 S429	1/01/04	1,727	0
128	Dock - building	4/12/05	4,900	326
129	Scientific equipment	10/28/05	6,987	0
130	Camera equipment	2/25/05	933	0
131	Camera equipment	12/23/05	1,779	0
132	Land annex	2/15/06	500,000	0
133	Building annex	2/15/06	2,030,762	67,692
134	Desk	1/03/06	1,845	0
135	Computer	6/13/06	3,772	0
136	Camera equipment	6/09/06	754	0
137	Satellite tracking equipment	3/22/06	21,284	0
138	Survival suits	9/19/06	1,017	0
139	Satellite tracking equipment	6/16/06	16,688	0
140	Camera equipment	3/08/06	2,991	0
141	Ecological test equipment	3/31/06	11,011	0

Asset	Description	Date In Service	Cost	MA
142	Electronic equipment	9/16/06	33,209	0
143	Boat - Sea Sprite	5/12/08	9,330	933
144	Cemera body	5/06/08	1,114	0
145	2 life vests	11/05/08	1,340	0
146	Hi flex hose	10/22/08	1,616	0
147	GPS	10/23/08	2,381	0
148	Lab scale	3/21/08	1,295	0
149	Dive suits	3/21/08	1,295	0
150	Camera	7/21/08	1,356	0
151	YSI equipment	8/18/08	3,564	0
152	Antenna	4/22/08	618	0
153	GPS	7/21/08	890	0
154	Sewer system	3/24/08	3,725	124
155	Photo equipment	6/14/09	3,995	0
156	Equipment	8/18/09	1,170	0
157	Camera	6/22/09	1,213	0
158	Computer	8/10/09	864	0
159	Aviation overalls	11/25/09	1,590	0
160	POD	11/30/09	3,000	0
161	Equipment	10/14/09	6,150	0
162	Sea floor mapping	11/02/09	154,338	0
163	Assembly for sonar	11/02/09	6,900	0
164	Hydrographic equipment	11/25/09	4,600	0
165	Sea floor mapping equipment	12/09/09	42,474	0
166	Photo equipment	7/27/09	10,237	0
167	Boats - Seaway	7/01/09	10,000	1,000
168	Liferaft - Shearwater	8/02/10	2,175	218
169	Engine - IBIS	2/09/10	41,775	4,177
170	Pick up truck	2/08/10	4,800	0
171	GPS	3/03/10	4,506	0
172	Procase	3/16/10	1,481	0
173	GPS	1/29/10	2,098	0
174	Sea horse TCM	3/29/10	4,320	0
175	Plankton sampler	1/29/10	1,057	0
176	Emergency locator beacon	6/08/10	833	0
177	Clutch - bluefin	5/31/10	8,276	0
178	Microscope	8/02/10	3,000	0
179	Probe	9/15/10	2,603	0
180	Seacat profiler	12/16/10	21,655	0
181	Microscope	12/28/10	690	0
182	Underwater camera	7/01/10	919	0
183	Data storage	7/12/10	884	0
184	Diving gear	3/20/10	804	0
185	GPS for Seaway	7/11/11	1,400	140
186	Generator	8/31/11	780	104
187	Night vision binoculars	3/04/11	732	24
188	Digital camera	7/07/11	1,664	166
189	Aircrew dry suit	7/29/11	1,847	215
190	10 meter DMS cable	4/08/11	1,704	85
191	Altimeter	11/02/11	4,970	828
192	20 satellite tags	5/24/11	42,000	3,500
193	Camcorder	8/15/11	1,298	151
194	Laser range finder	8/19/11	821	109
195	Analyzer & silicate cartridge	3/17/11	8,827	441
196	Refrigerator	12/31/11	759	152
197	1995 Eastern 27 Lobster 26'	4/18/12	15,000	1,500
198	Silver Ships	12/12/12	24,009	2,401
199	Turtle bag	6/22/12	608	122
200	Staples - wireless n-nsa	3/23/12	975	195
201	Frigidaire freezer upright	7/28/12	759	151
202	Hypack survey software	1/23/12	850	170
203	Australian style darts	1/01/12	18,600	3,720
204	Wildlife computers Spot 200 implant	3/16/12	42,000	8,400
205	Load bearing data cable wet pluggable	1/13/12	1,491	298
206	QSR-2100 sensor #10544	2/17/12	1,540	308
207	Heatbath 4ml. 110v	4/09/12	541	77
208	HP printer P7-1206 PC	7/31/12	770	154
209	Mackay Iridium Extreme 9575 Hand Held Unit	7/31/12	1,425	203
210	Pelican #1550 Pro Case w/Dividers	9/19/12	510	102
211	Tactical Aircrew Dry Suit MSF 300M	11/13/12	2,000	400
212	Tactical Aircrew Dry Suit MSF-300	10/17/12	2,000	400



<u>Asset</u>	<u>Description</u>	<u>Date In Service</u>	<u>Cost</u>	<u>MA</u>
213	Keystone trimble	10/26/12	4,700	940
214	ASM, C3D-LPM Pod w/tritech mod	10/02/12	2,090	418
215	CastAway-CTD conductivity temperature & depth	10/12/12	5,111	1,023
216	Side scan Sonar	11/05/12	7,195	1,439
217	Xterra MS C18 Column 3.5	8/06/12	558	112
218	Pump - auxilliary 2	12/13/12	1,233	246
219	Tactical Aircrew Dry Suit	10/17/12	2,000	400
220	Aluminum telescoping arm	8/20/13	3,000	600
221	Dual frequency side scan	5/02/13	43,843	8,768
222	Conference phone	5/15/13	667	134
223	Camcorder and case	1/31/13	727	145
224	Cabinet for flammables	3/27/13	1,479	296
225	GPS antenna cable	8/30/13	527	105
226	Pro plus instrument & probe	8/19/13	3,076	615
227	Tide gauge	5/14/13	648	129
229	Electra-Dyne Utility Windlass	6/13/14	1,403	141
230	6205 System 50/1600 side scan sonar	5/19/14	92,000	18,400
231	Castaway CTD	6/03/14	5,345	1,069
232	Cabinet for flammables	7/22/14	625	125
233	Storage shed	9/09/14	2,123	304
	<b>Total Other Depreciation</b>		<u>4,368,392</u>	<u>137,023</u>
	<b>Total ACRS and Other Depreciation</b>		<u>4,368,392</u>	<u>137,023</u>
<b>Listed Property:</b>				
228	2014 Toyota Tacoma Pick Up Truck	5/30/14	26,592	3,350
			<u>26,592</u>	<u>3,350</u>
	<b>Grand Totals</b>		<u>4,394,984</u>	<u>140,373</u>

Form **990****Two Year Comparison Report****2014 & 2015**

For calendar year 2015, or tax year beginning

, ending

Name

Taxpayer Identification Number

**Center for Coastal Studies, Inc.****04-2609788**

		2014	2015	Differences
<b>Revenue</b>	1. Contributions, gifts, grants	1. 2,753,750	2,933,244	179,494
	2. Membership dues and assessments	2. 84,763	71,015	-13,748
	3. Government contributions and grants	3.		
	4. Program service revenue	4. 34,247	77,940	43,693
	5. Investment income	5. 15,958	3,724	-12,234
	6. Proceeds from tax exempt bonds	6.		
	7. Net gain or (loss) from sale of assets other than inventory	7. 11,583	501,706	490,123
	8. Net income or (loss) from fundraising events	8. 26,408	50,486	24,078
	9. Net income or (loss) from gaming	9.		
	10. Net gain or (loss) on sales of inventory	10. 8,550	40,388	31,838
	11. Other revenue	11.		
	12. <b>Total revenue.</b> Add lines 1 through 11	12. 2,935,259	3,678,503	743,244
<b>Expenses</b>	13. Grants and similar amounts paid	13.		
	14. Benefits paid to or for members	14.		
	15. Compensation of officers, directors, trustees, etc.	15.		
	16. Salaries, other compensation, and employee benefits	16. 1,614,020	1,922,575	308,555
	17. Professional fundraising fees	17.		
	18. Other professional fees	18.		
	19. Occupancy, rent, utilities, and maintenance	19. 12,184	14,401	2,217
	20. Depreciation and Depletion	20. 209,387	166,382	-43,005
	21. Other expenses	21. 965,555	1,101,593	136,038
	22. <b>Total expenses.</b> Add lines 13 through 21	22. 2,801,146	3,204,951	403,805
	23. <b>Excess or (Deficit).</b> Subtract line 22 from line 12	23. 134,113	473,552	339,439
<b>Other Information</b>	24. Total exempt revenue	24. 2,935,259	3,678,503	743,244
	25. Total unrelated revenue	25.		
	26. Total excludable revenue	26. 70,338	623,758	553,420
	27. Total assets	27. 4,019,924	4,112,148	92,224
	28. Total liabilities	28. 479,997	100,790	-379,207
	29. Retained earnings	29. 3,539,927	4,011,358	471,431
	30. Number of voting members of governing body	30. 24	24	
	31. Number of independent voting members of governing body	31. 24	24	
	32. Number of employees	32. 37	35	
	33. Number of volunteers	33. 25		

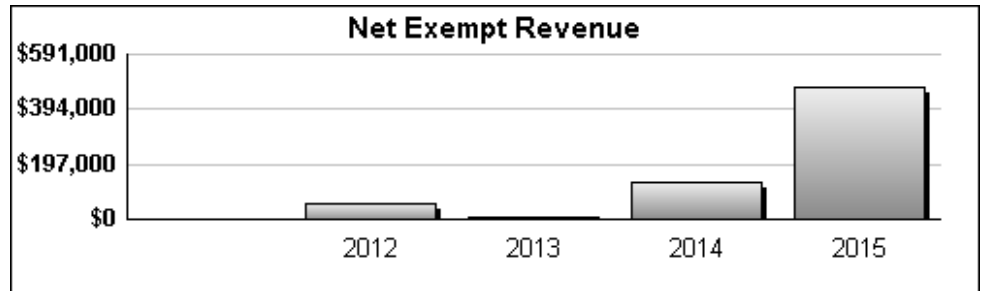
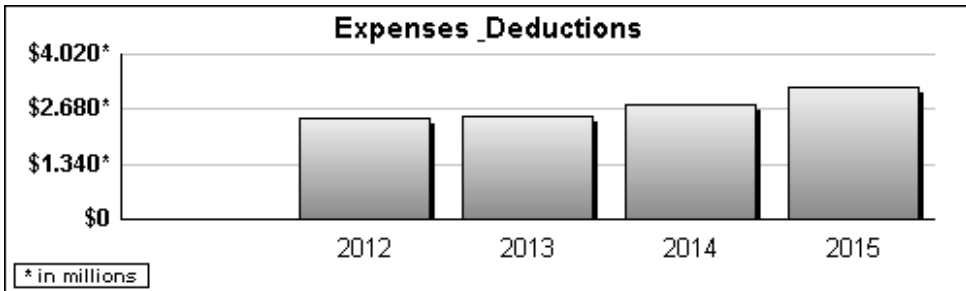
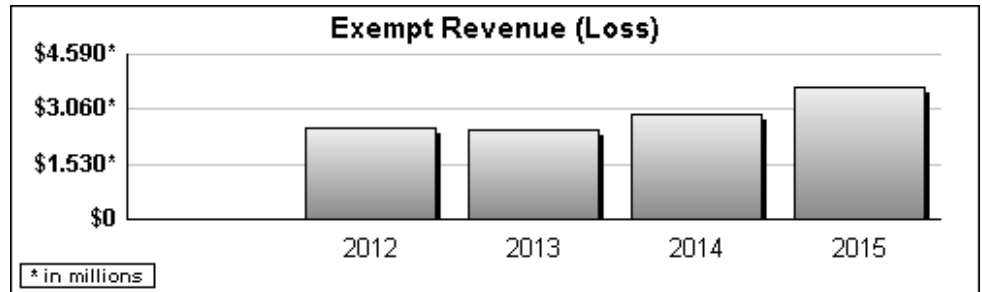
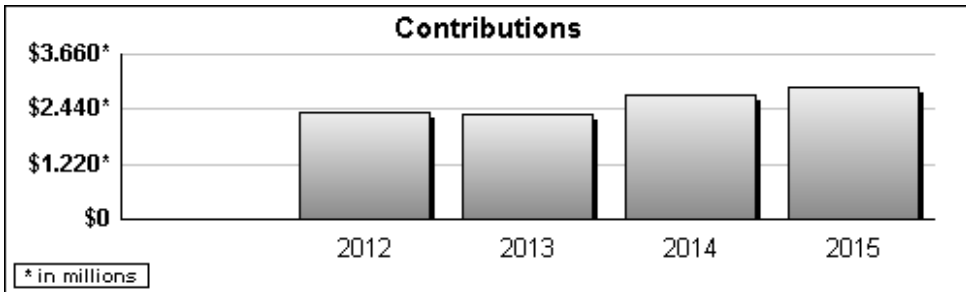
Form <b>990</b>	<b>Tax Return History</b>	<b>2015</b>
Name <b>Center for Coastal Studies, Inc.</b>		Employer Identification Number <b>04-2609788</b>

	2011	2012	2013	2014	2015	2016
Contributions, gifts, grants .....		2,350,011	2,337,155	2,753,750	2,933,244	
Membership dues .....		82,878	73,222	84,763	71,015	
Program service revenue .....		32,531	38,367	34,247	77,940	
Capital gain or loss .....			-111	11,583	501,706	
Investment income .....		6,628	4,524	15,958	3,724	
Fundraising revenue (income/loss) .....		23,919	30,228	26,408	50,486	
Gaming revenue (income/loss) .....						
Other revenue .....		26,321	23,956	8,550	40,388	
<b>Total revenue</b> .....		<b>2,522,288</b>	<b>2,507,341</b>	<b>2,935,259</b>	<b>3,678,503</b>	
Grants and similar amounts paid .....						
Benefits paid to or for members .....						
Compensation of officers, etc. ....						
Other compensation .....		1,481,746	1,532,094	1,614,020	1,922,575	
Professional fees .....			843			
Occupancy costs .....		10,403	12,552	12,184	14,401	
Depreciation and depletion .....		208,273	218,570	209,387	166,382	
Other expenses .....		768,255	736,716	965,555	1,101,593	
<b>Total expenses</b> .....		<b>2,468,677</b>	<b>2,500,775</b>	<b>2,801,146</b>	<b>3,204,951</b>	
<b>Excess or (Deficit)</b> .....		<b>53,611</b>	<b>6,566</b>	<b>134,113</b>	<b>473,552</b>	
<b>Total exempt revenue</b> .....		<b>2,522,288</b>	<b>2,507,341</b>	<b>2,935,259</b>	<b>3,678,503</b>	
Total unrelated revenue .....						
Total excludable revenue .....		2,522,288	66,736	70,338	623,758	
Total Assets .....		3,841,528	3,839,067	4,019,924	4,112,148	
Total Liabilities .....		465,008	433,253	479,997	100,790	
Net Fund Balances .....		3,376,520	3,405,814	3,539,927	4,011,358	

Form <b>990T</b>	<b>Tax Return History</b>	<b>2015</b>
------------------	---------------------------	-------------

Name <b>Center for Coastal Studies, Inc.</b>	Employer Identification Number <b>04-2609788</b>
---	---

	2011	2012	2013	2014	2015	2016
Business activity profit/loss .....						
Capital gains/losses .....						
Partner and S Corp gain/loss .....						
Rental income* .....						
Debt-financed income* .....						
Controlled organizations income/interest* .....						
Investment income, specific organizations* .....						
Exploited exempt activity income* .....						
Other income .....						
<b>Total trade or business income.</b> .....						
Compensation of officers, ect. ....						
Other salaries and wages .....						
Repairs and maintenance .....						
Bad debts .....						
Interest .....						
Taxes and licenses .....						
Charitable contributions .....						
Depreciation and Depletion .....						
Deferred compensation plans .....						
Employee benefit programs .....						


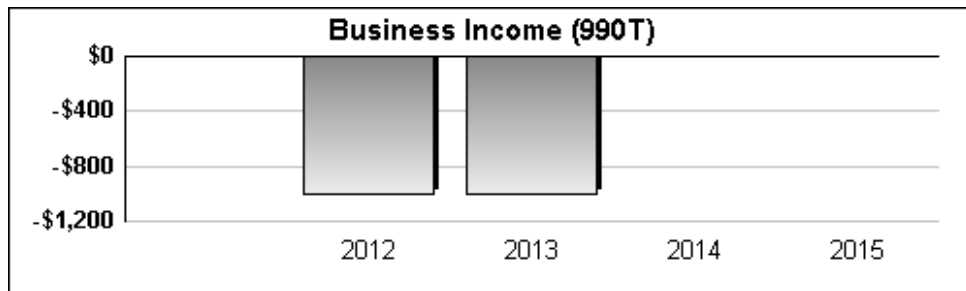
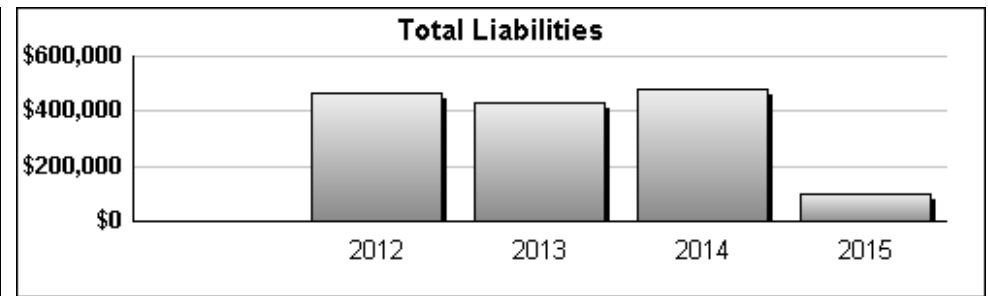
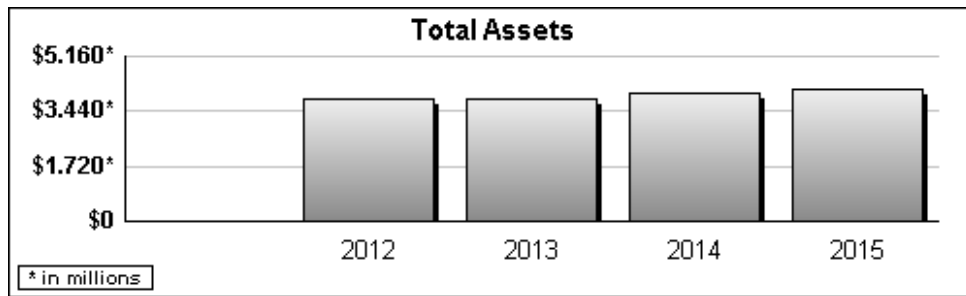


Form <b>990T</b>	<b>Tax Return History</b>	<b>2015</b>
------------------	---------------------------	-------------

Name <b>Center for Coastal Studies, Inc.</b>	Employer Identification Number <b>04-2609788</b>
---	---

	2011	2012	2013	2014	2015	2016
Other deductions .....						
Net operating loss deduction .....						
Specific deduction .....		1,000	1,000			
Income after expense and deductions .....		-1,000	-1,000			
Income tax (corporate or trust) .....						
Other taxes .....						
<b>Total taxes</b> .....						
General business credit .....						
Other credits .....						
<b>Net tax after credits</b> .....						
Estimated tax payments .....						
Other payments .....						
<b>Balance due/Overpayment</b> .....						

\* Income shown net of expenses



**Federal Statements****Taxable Interest on Investments**

<u>Description</u>	<u>Amount</u>	<u>Unrelated Business Code</u>	<u>Exclusion Code</u>	<u>Postal Code</u>	<u>Acquired after 6/30/75</u>	<u>US Obs (\$ or %)</u>
Investment income	\$ 3,724		14			
Total	<u>\$ 3,724</u>					

**Federal Statements****Form 990, Part IX, Line 24e - All Other Expenses**

<u>Description</u>	<u>Total Expenses</u>	<u>Program Service</u>	<u>Management &amp; General</u>	<u>Fund Raising</u>
Miscellaneous	\$ 31,756	\$ 13,842	\$ 12,663	\$ 5,251
Utilities	28,074	19,739	8,335	
Telephone	19,405	11,403	8,002	
Maintenance and repairs	16,714	8,203	8,511	
Intern housing & stipend	12,475	12,475		
Bad debt	11,577	11,577		
Contributions	7,836	7,586	250	
Dues and Subscriptions	4,629	1,313	2,091	1,225
Auto expense	4,260	4,260		
Premiums	2,008			2,008
Total	<u>\$ 138,734</u>	<u>\$ 90,398</u>	<u>\$ 39,852</u>	<u>\$ 8,484</u>

# Federal Statements

## Schedule A, Part II, Line 1(e)

Description	Amount
Memberships	\$ 71,015
Grants, contracts, donations	<u>2,933,244</u>
Total	<u>\$ 3,004,259</u>



**Federal Statements****Schedule A, Part II, Line 5 - Excess Gifts**

<u>Donor Name</u>	<u>Total</u>	<u>Excess</u>
Anonymous	\$ 485,000	\$ 230,637
Anonymous	200,000	
Total	<u>\$ 685,000</u>	<u>\$ 230,637</u>

**Federal Statements****Schedule A, Part II, Line 8(e)**

Description	Amount
Investment income	\$ 3,724
Total	\$ 3,724

**Schedule A, Part II, Line 12**

Description	Amount
Other earned income	\$ 77,940
Merchandise sales	76,081
Special events	50,486
Total	\$ 204,507